


Cow Camp Ranch

SPRING BULL SALE

Saturday **January 18** 2025
1:00 PM CT

Lost Springs, KS



Welcome

We hope our 2025 Spring Bull Sale book finds you and your operation doing well. 2025 brings an immense amount of optimism for beef producers all across the country. The price of all classes of cattle looks promising for 2025 and the moisture brought to us in the late months of 2024 will serve ranchers well this spring.

Our 2025 sale features 180 age advantage SimAngus and Simmental bulls and 1 great young donor female. Our focus in the bull business is focusing on traits that will impact producers' bottom line the most. Ample calving ease, explosive growth, strong maternal traits, and solid carcass traits can be found from cover to cover in the stout offering of herd bulls. We also believe our bull development brings a different level of uniqueness to our program. Every bull sells in an age advantage package and has been developed on a slower plane of nutrition than many yearling bulls. The bulls are weaned prior to summer and spend a minimum amount of time in a dry lot setting in the summer. For the bulk of our bull development bulls are ran on large pastures grazing native forages of the Flint Hills. Ultimately, the older bulls will cover more cows and hold up better in the first breeding season. Also, we find our age advantage bulls will last longer and work for more years for beef producers.

We would like to thank past customers for placing their trust in our program over the years. For both past and new customers feel free to stop buy and view the bulls anytime ahead of the sale. If you can not be with us on sale day be sure to catch the sale on Superior Production or Live Ag.

Sincerely,
Cow Camp Ranch
The Brunner Family



Gary Schubert, Tracy Brunner, Kent Brunner, Tucker Day, Mark Brunner, Brody Bryant, Nolan Brunner, Lance Day, Kolton Aubuchon, Byron Noeth, Trent Turner, Travis Kitzmiller, Noah Brunner, Bryant Brunner, Tanner Brunner, Amanda Britton

Thank you to our great Cow Camp Crew.

Cow Camp Ranch SPRING BULL SALE

1:00 PM CT *January 18* 2025

Lost Springs, KS 185 Age Advantaged
Simmental and SimAngus™ Bulls Sell

1 Proven Donor

LOCATION

2181 360th Road, Lost Springs, KS
From North: On 77 Hwy., 5 miles south of the 56 & 77
highway junction in Herington, 2 1/8 miles west on
360th Rd.

From South: 2 miles north of the Lost Springs corner on
77 Highway, 2 1/8 miles west on 360th Rd. Sale will be
held in the Drovers Barn right off of 360th Rd.

SALE DAY PHONES

Ranch Office (785) 983-4483
Kent Brunner (cell) (785) 466-6475
Nolan Brunner (cell) (785) 466-1129
Mark Brunner (cell) (785) 258-0173
Tracy Brunner (cell) (785) 366-6667
Superior Productions (800) 431-4452
LiveAg (817) 533-6699

AUCTIONEER

Charly Cummings (620) 625-3394

SALE STAFF

Marty Ropp, (406) 581-7835
Allied Genetic Resources
Corey Wilkins, (256) 590-2487
Allied Genetic Resources
Jared Murnin, (406) 321-1542
Allied Genetic Resources
Stephen Russell, (785) 458-2650
Kansas Stockman
Colton Pratz, (405) 385-1054
Oklahoma Cowman
Guy Peaverley, (785) 456-4390
The Stock Exchange
JW Brune, (785) 865-6624
Iowa Farmer Today
Bill Bowman, (816) 752-0079
Missouri Beef Cattleman
Michael Dikeman, (785) 770-2977
American Simmental Assoc.

SCHEDULE OF EVENTS

Cattle may be viewed any time prior to sale day.

Saturday, January 18, 2025

8:00 AM Sale cattle on display
11:00 AM U.S. Premium CAB Steak Dinner
1:00 PM Cow Camp Ranch Spring Bull Sale

SALE ACCOMMODATIONS

Comfort Inn (785) 238-7887
35 miles north, I-70 exit 296, Junction City, KS

Days Inn & Suites (316) 452-2992
60 miles south, El Dorado, KS

Herington Inn & Suites (800) 597-4581

TERMS & CONDITIONS

Terms of the sale are cash and all cattle become property of the buyer at the time of sale. All animals will be sold in accordance with the Suggested Sale Terms and Conditions of the American Simmental Association unless other terms are stated in this catalog. All announcements made sale day take precedence over printed material in this catalog or other printed material associated with this sale. All cattle will be registered with the American Simmental Association and those papers will be transferred after the sale. Please note all EPDs will change between the time this catalog is printed and the day of the sale. All EPDs in the catalog will be current as of the day they are printed. Owners, their agents or any of the sale staff will not be held responsible for any personal injury, loss or accident while attending this sale.

LIVESTOCK INSURANCE

We cannot guarantee against injury, frost bite, disease, mismanagement, or death. Therefore, we recommend you insure your purchase. If you would like the full protection of mortality and/or loss of use insurance, please contact Jared Mohnen with Dakota Ag Insurance at 605-999-4475.

SEMEN AND INTEREST

Selling full possession and 100% semen interest on all bulls unless otherwise noted in the sale book or announced prior to the sale. Cow Camp will retain the right to collect and/or use owner's semen on all bulls selling, for in herd use only. On retained interest bulls selling from \$30,000-\$49,999 Cow Camp will drop down to 1/3 semen interest and those bulls selling for \$50,000 or more Cow Camp will drop down to 1/4 semen interest.

BREEDING GUARANTEE

All bulls selling are guaranteed for fertility for the first breeding season. In the event a bull is deemed unsatisfactory the bull may be returned for a replacement bull of equal value or credit in the amount of the purchase price. All bulls selling have passed a complete BSE but should always be semen checked prior to turnout to ensure they are in proper breeding condition. Please contact Kent or Nolan about any issues prior to culling the animal. A signed veterinary statement may be required.

TRUCKING / FEEDING OPTIONS

- \$100 off bulls only picked up the day of the sale.
- Free delivery 300 miles to central locations on bull purchases of \$10,000 or more. Delivery past 300 miles will be prorated depending on the load. We guarantee delivery of bulls beyond 300 miles within the continental U.S. not to exceed \$400 per head. Delivery will begin following the sale, weather permitting. Bulls that do not qualify for free delivery can still be delivered at a reasonable cost depending on load and location.
- You may opt not to take your bulls at the time of their scheduled delivery and pick up at the ranch at your convenience. Any bulls not being delivered will be charged \$5 per head per day after March 1st until picked up.

Note: Trucking of the females will be the responsibility of the buyer. We ask that you try and find alternative trucking for them and that they be picked up no later than the week following the sale.

VOLUME DISCOUNTS

- 3 bulls = 3% off
- 4 bulls = 4% off
- 5 bulls or more = 5% off

CUSTOMER SATISFACTION GUARANTEE

We have done our best to represent the sale offering as they are, however our Customer Satisfaction Guarantee protects you against getting cattle that are not what you thought they were. If you have a problem with an animal, it's our problem. We are the only ones who can fix it, so please contact us and give us a chance to help.



**COW CAMP RANCH
LOST SPRINGS, KS**

bullsale@cowcampbeef.com

www.CowCampBeef.com

Kent Brunner 785-466-6475

Mark Brunner 785-258-0173

Nolan Brunner 785-466-1129

Tracy Brunner/Feed Yard 785-965-2228



SALE MANAGEMENT



Marty Ropp 406-581-7835

Corey Wilkins 256-590-2487

Jared Murnin 406-321-1542

www.alliedgeneticresources.com

SUPERIOR - HOW TO PARTICIPATE AS AN ABSENTEE BUYER

We have made preparations to bid and buy livestock through Superior Productions' "Click-To-Bid" service for those unable to attend in person on sale day. Please note that all of the lots in the sale will also be available for viewing online prior to sale day at www.superiorlivestock.com.

HERE'S HOW IT WORKS

CLICK-TO-BID

This is Superior's online bidding program for cattle buying. Please note that high speed internet is required – this is not for dial-up or satellite internet. Registration is free, but you must become a member of www.superiorclicktobid.com to sign up. Becoming a member is easy – just go to the homepage of www.superiorclicktobid.com and follow the out-lined steps to get started. Input your information and select a username and password. You will receive an e-mail confirming you are a member. From that point forward you just have to sign in and select the sale you would like to register for and once approved by the ranch you will receive an e-mail confirming which sale you are now registered for.

VIEWING THE AUCTION

The sale will be broadcast live in Hi-Definition on the internet at both www.superiorlivestock.com and www.superiorclicktobid.com. The video feed on the homepage of www.superiorlivestock.com looks the same as the video feed on TV and can be watched over a smartphone or tablet. Remember you can call in to bid whether watching on the TV or on the internet, but you must be a member of www.superiorclicktobid.com to "click-to-bid".

Bidders who are successful in making purchases via satellite or internet will be contacted by the ranch after the sale to settle payment and make shipping arrangements.



BID FROM ANYWHERE



- 1. VISIT LIVE-AG.COM**
Navigate to the "Purebred" tab, located in the main menu. Select the auction of choice.
- 2. LOG IN / CREATE AN ACCOUNT**
Select the "Login or Create an Account" button. Fill out the required fields to bid online. Agree to the terms of service, and finish with the "Register" button." An account is not necessary to watch an auction.
- 3. REGISTER TO BID**
Once logged in, find your sale of choice and click "Register to Bid". Agree to the terms and conditions, and click the "Register" button. Your request will be approved in a timely manner.
- * CALL OUR TEAM WITH ANY QUESTIONS**
We're dedicated to ensuring you have a positive bidding experience. Please call **817-533-6699** with any questions.



Improved Buying Confidence with Greater Genomic **ASSURANCE**

Access to more and better information has always been key to making wise decisions. The evolution and improvement of genetic evaluation tools too has given us an ever-clearer picture of the true genetic makeup of cattle and thus a better view of the value proposition. RightMate, powered by Top Genomics LLC is taking the evaluation of genetics and genomics one giant step further. By combining specific genomic information with the long-proven value of EPDs, this new advancement in technology improves our depth and precision when evaluating the actual ability to transmit value and profit.

The 3 Accreditation Logos below are designed to simplify bull selection and improve buyer confidence by more accurately describing the genetics offered and by reducing risk. What this means to you as a customer is a much greater assurance that you are getting both what you want and need from the genetics you purchase. What it means to your seedstock provider is access to RightMate technology that simply sets them apart from the rest of the industry.



ACCREDITED GENOMIC PLUS – For the majority of producers who simply need consistent and balanced genetic improvement, without genomic setbacks, G+ Accredited bulls should be on your list for premium purchase. These sires will absolutely move you forward for both cost reduction and income producing traits and substantially reduce risk when compared to all other evaluation programs. It's simple, the right genes are in these bulls to help secure a profitable future and the they have great EPDs to match!



ACCREDITED TERMINAL MATE – Just like an ATM machine makes it simpler to access your cash, the ATM Logo highlights bulls accredited to generate extra cash income as soon as your next calf crop! These bulls are meant specifically to use only on mature cows and for the purpose of adding performance, pay weight and end product value to market.



ACCREDITED CALVING EASE – Simply find bulls with the ACE logo for third party Accredited, secure Calving Ease bulls. Though we have had tools in the past to assist in choosing heifer bulls, we've never had one nearly this effective. The reduced risk that comes with this genomic certification will simply make your decisions easier and your heifer calving season more successful. Purchase special purpose ACE bulls with confidence. They will deliver consistent and predictable calving ease.

MARTY ROPP 406-581-7835

RightMate
powered by TOP GENOMICS

COW CAMP FEEDER CATTLE MARKETING OPTIONS

Cow Camp Inc, established in 1989, is our family-owned commercial cattle feeding operation. We have purchased and fed cattle from our bull customers for over 30 years now, and we will always continue to be active buyers of Cow Camp Genetics. There are several different feeding and marketing options as well as feed lot placement options. If you have any interest in selling or retaining interest in your calves through Cow Camp Feed Yard, please contact Tracy Brunner at (785) 965-2228.

Likewise, we have a strong relationship with Superior Livestock. If a customer has load lot capabilities, we would have an interest in assisting you with marketing your calves. We have numerous loads of calves with the Cow Camp and Allied logo marketed annually on Superior. We view it as an extremely effective avenue to market your calves with the largest buyer base across the U.S. If you have any interest in marketing calves do not hesitate contacting us.



Cow Camp Ranch *Advantage*



*58 years in the
business is
no accident.*

Your Largest Source of **AGE
ADVANTAGE** SimAngus Bulls.

Cover **MORE COWS** and find more
bull when you pull bulls at the end of
breeding season.

One of the industry best bull development
programs. Our bulls are developed with
the rancher and **LONGEVITY IN
MIND.**

The Cow Camp feed yard has fed
countless CCR sired feeder calves. If you're
looking to feed your cattle or need a
COMPETITIVE BID look no further.

HETEROSIS! Our SimAngus and
Simmental bulls will provide hybrid vigor
from a maternal and terminal standpoint.

From the Sale Manager



Welcome to the 2025 Cow Camp Ranch Spring Bull Sale! We are excited to kick off the Spring marketing run starting with a great set of Age Advantage SimAngus and Simmental bulls in Lost Springs Kansas.

Propagating genetic advancement of economic relevant traits while not losing sight of maternal and longevity traits has become the trademarks of the great CCR cowherd. The uniformity from Lot 1 to 185 is incredible and the longevity and development of these age advantage bulls is simply some of the very best you will find in the industry. Every bull in this strong offering has been through a magnitude of genetic and performance testing and have been critically evaluated for docility, fertility and phenotype. No matter the lot buyers should have the utmost confidence the genetic package you are purchasing will move you ahead in a positive manner. If it has been a while since you have made the trip to see the bulls yourself, we highly encourage you to do so.

Optimism for our country and the beef business continues to build as we turn the calendar into 2025. All classes of cattle are trading at strong price point and the cow calf producer is looking at a highly profitable year in 2025. Premiums have never been higher for quality genetics and management. If you are in search of increasing the genetic potency of your next calf crop the CCR prefix will get you there. The 2025 offering is simply covered with large predictable sire groups along with some fresh genetics for seedstock producers. The lone female lot in the sale represents an exciting donor who could truly build the genetic component of a program.

We hope you will take the time and join us January 18 in Lost Springs. As always if we can be any assistance, please do not hesitate in reaching out.

Sincerely,
Marty Ropp, Corey Wilkins and Jared Murnin



About the Bulls

DOCILITY RATING

All Bull lots will also have a Docility Rating. This is our own evaluation of the bulls and not based on their EPD. Both measurements should be considered when making a buying decision. The bulls are ranked 1-3. Anything worse than a 3 (4-6) has been culled from the herd. The definitions are as follows:

- 1 - Docile (Gentle and easily handled)
- 2 - Restless (Quieter than average, but can be stubborn)
- 3 - Nervous (Manageable, but may require a different level of management and respect when handling)

CALVING EASE STAR

All Bull lots have a Calving Ease Rating. This is a star rating system to help you select bulls based on how we believe they will calve. Always remember that the cow contributes 50% of the genetics and this should be taken into consideration when making your final mating decisions. The definitions are as follows:

- **** Can be used on virgin heifers with confidence
- *** Potential heifer bull, should be used on young cows first
- ** Acceptable calving ease, but should not be used on heifers
- * Terminal sire, should be used on mature cows only.





CCR COCHISE 1260L Sells as Lot 1.

LOT **CCR COCHISE 1260L**

I

Homo Black // Homo Polled 5/8 SM 3/8 AN
8/11/2023 1260L ASA# 4338422

| COLOR | SC | DISPOSITION | CALVING EASE | FRAME | GGP | G+ |
|-------|----|-------------|--------------|-------|-----|----|
| Solid | 37 | 1 | **** | 6.0 | | |

CCR POUNDER 2045F GW TRIPLE CROWN 018C
CCR COCHISE 4142H CCR MS 7662 T CROWN 1260J
CCR MS CATALYST 4142B CCR MS COWBOY 7662E

| | CE | BW | WW | YW | MCE | MILK | MWW |
|------|------|------|------|-------|------|-------|------|
| EPD | 15.5 | 0.4 | 98.8 | 158.0 | 9.5 | 25.6 | 75.0 |
| Rank | 20 | 60 | 2 | 2 | 15 | 40 | 5 |
| | STAY | DOC | CW | MARB | REA | \$API | \$TI |
| EPD | 25.5 | 16.6 | 58.6 | 0.51 | 0.62 | 174.6 | 97.3 |
| Rank | 1 | 10 | 4 | 30 | 65 | 4 | 5 |

Cow Camp will retain 50% semen interest.



CCR MS COWBOY 7662E Grandam of Lot 1.

A great way to lead off the 2025 sale book with 1260L. His physical presence and striking look have made him a standout for some time. He is long, level, and has a high-quality herd bull look from the profile. He packs an extra punch of muscle as you step in behind him, and offers superb foot quality and docility. Genetically he supplies extra growth and breed leading Stayability.

Powerful herd bull prospect who excels at growth, maternal and carcass traits. If you are familiar with our program, you know the Command females have been some of our best producers and 8594F female is no exception.



CCR COCHISE 8594L Sells as Lot 2.

LOT 2 CCR COCHISE 8594L

Homo Black // Polled 1/2 SM 1/2 AN
9/18/2023 8594L ASA# 4338076

| COLOR | SC | DISPOSITION | CALVING EASE | FRAME | GGP | G+ | ATM |
|-------|------|-------------|--------------|-------|-----|----|-----|
| Solid | 37.5 | 1 | ** | 6.2 | GGP | G+ | ATM |

CCR POUNDER 2045F BALDRIDGE COMMAND C036
CCR COCHISE 4142H CCR MS COMMAND 8594F
CCR MS CATALYST 4142B CCR MS ELEMENT 6800D

| | CE | BW | WW | YW | MCE | MILK | MWW |
|------|------|------|------|-------|------|-------|------|
| EPD | 12.5 | -0.6 | 92.2 | 156.0 | 6.6 | 27.5 | 73.0 |
| Rank | 55 | 40 | 10 | 3 | 55 | 25 | 10 |
| | STAY | DOC | CW | MARB | REA | \$API | \$TI |
| EPD | 21.4 | 12.6 | 57.2 | 0.59 | 0.56 | 167.2 | 96.7 |
| Rank | 2 | 50 | 4 | 20 | 75 | 10 | 10 |

LOT 3 CCR COCHISE 1431L

Homo Black // Homo Polled 5/8 SM 3/8 AN
8/23/2023 1431L ASA# 4338498

| COLOR | SC | DISPOSITION | CALVING EASE | FRAME | GGP | G+ |
|-------|----|-------------|--------------|-------|-----|----|
| Solid | 38 | 1 | **** | 6.2 | GGP | G+ |

CCR POUNDER 2045F GW TRIPLE CROWN 018C
CCR COCHISE 4142H CCR MS TRIPLE CROWN 1431J
CCR MS CATALYST 4142B CCR MS ENCORE 9802G

| | CE | BW | WW | YW | MCE | MILK | MWW |
|------|------|------|------|-------|------|-------|------|
| EPD | 15.5 | -1.9 | 78.1 | 123.8 | 8.8 | 26.1 | 65.1 |
| Rank | 20 | 20 | 45 | 40 | 25 | 35 | 35 |
| | STAY | DOC | CW | MARB | REA | \$API | \$TI |
| EPD | 25.1 | 13.8 | 39.9 | 0.60 | 0.61 | 174.4 | 90.0 |
| Rank | 1 | 35 | 30 | 20 | 65 | 4 | 20 |



A high STAY maternal bull whose balance of genetic predictors will excite you. Physically, his body foot quality and stoutness will make him a sale highlight.

CCR COCHISE 1431L Sells as Lot 3.

CCR COCHISE 4142H

The Cochise cattle study with balanced genetics across the board. Ample calving ease and growth, incredible maternal traits and strong carcass figures. The cattle are as balanced as they come physically as well. They are long bodied, massive and wonderful for structure.



CCR COCHISE 4142H Sire of Lots 1-15.

LOT 4 CCR COCHISE 1218L

Homo Black || Homo Polled 1/2 SM 1/2 AN
9/2/2023 1218L ASA# 4338408

| COLOR | SC | DISPOSITION | CALVING EASE | FRAME | ⚡GGP | G+ |
|-------|----|-------------|--------------|-------|------|----|
| Solid | 37 | 2 | *** | 5.5 | | |

CCR POUNDER 2045F CCR WICHITA 4069D
CCR COCHISE 4142H CCR MS WICHITA 1218J
CCR MS CATALYST 4142B CCR MS RESERVE 7641E

| | CE | BW | WW | YW | MCE | MILK | MWW |
|------|------|------|------|-------|------|-------|------|
| EPD | 17.3 | -1.7 | 79.1 | 124.0 | 8.8 | 26.3 | 66.0 |
| Rank | 10 | 25 | 40 | 40 | 25 | 30 | 35 |
| | STAY | DOC | CW | MARB | REA | \$API | \$TI |
| EPD | 21.4 | 10.1 | 22.2 | 0.38 | 0.49 | 157.8 | 85.7 |
| Rank | 2 | 80 | 85 | 50 | 85 | 15 | 35 |

LOT 5 CCR COCHISE 1428L

Homo Black || Homo Polled 5/8 SM 3/8 AN
8/30/2023 1428L ASA# 4338495

| COLOR | SC | DISPOSITION | CALVING EASE | FRAME | ⚡GGP | ATM |
|-------|----|-------------|--------------|-------|------|-----|
| Solid | 39 | 2 | ** | 6.0 | | |

CCR POUNDER 2045F GW TRIPLE CROWN 018C
CCR COCHISE 4142H CCR MS TRIPLE CROWN 1428J
CCR MS CATALYST 4142B CCR MS ENCORE 9800G

| | CE | BW | WW | YW | MCE | MILK | MWW |
|------|------|------|------|-------|------|-------|------|
| EPD | 11.5 | 2.2 | 98.5 | 164.8 | 6.9 | 23.6 | 72.8 |
| Rank | 65 | 90 | 2 | 1 | 50 | 55 | 10 |
| | STAY | DOC | CW | MARB | REA | \$API | \$TI |
| EPD | 16.1 | 15.8 | 37.3 | 0.33 | 0.73 | 140.5 | 91.7 |
| Rank | 35 | 15 | 40 | 60 | 45 | 40 | 15 |

LOT 6 CCR COCHISE 1500L

Homo Black || Homo Polled 5/8 SM 3/8 AN
8/24/2023 1500L ASA# 4338526

| COLOR | SC | DISPOSITION | CALVING EASE | FRAME | ⚡GGP | G+ |
|-------|----|-------------|--------------|-------|------|----|
| Solid | 40 | 3 | **** | 5.9 | | |

CCR POUNDER 2045F CCR CHISOLM 1357F
CCR COCHISE 4142H CCR MS CHISOLM 1500J
CCR MS CATALYST 4142B CCR MS COWBOY 7682E

| | CE | BW | WW | YW | MCE | MILK | MWW |
|------|------|------|------|-------|------|-------|------|
| EPD | 16.4 | -1.6 | 79.0 | 125.2 | 9.5 | 26.4 | 65.9 |
| Rank | 15 | 25 | 40 | 35 | 15 | 30 | 35 |
| | STAY | DOC | CW | MARB | REA | \$API | \$TI |
| EPD | 19.4 | 9.5 | 29.9 | 0.63 | 0.40 | 165.4 | 91.0 |
| Rank | 10 | 85 | 60 | 15 | 95 | 10 | 20 |

LOT 7 CCR COCHISE 8577L

Homo Black || Homo Polled 1/2 SM 1/2 AN
9/9/2023 8577L ASA# 4338072

| COLOR | SC | DISPOSITION | CALVING EASE | FRAME | ⚡GGP | G+ | ATM |
|-------|----|-------------|--------------|-------|------|----|-----|
| Solid | 39 | 2 | **** | 5.5 | | | |

CCR POUNDER 2045F KM BROKEN BOW 002
CCR COCHISE 4142H CCR MS BROKEN BOW 8577F
CCR MS CATALYST 4142B CCR MS 1339 COWBOY 6550D

| | CE | BW | WW | YW | MCE | MILK | MWW |
|------|------|------|------|-------|------|-------|------|
| EPD | 15.7 | -2.5 | 82.7 | 132.8 | 8.5 | 25.4 | 66.9 |
| Rank | 20 | 15 | 25 | 25 | 25 | 40 | 30 |
| | STAY | DOC | CW | MARB | REA | \$API | \$TI |
| EPD | 17.8 | 8.9 | 52.8 | 0.70 | 0.73 | 168.6 | 96.0 |
| Rank | 20 | 90 | 10 | 10 | 45 | 10 | 10 |

LOT
8

CCR COCHISE 8659L

Homo Black || Homo Polled 1/2 SM 1/2 AN
8/22/2023 8659L ASA# 4338102

| COLOR | SC | DISPOSITION | CALVING EASE | FRAME | ⌘GGP | G+ | ATM |
|-------|----|-------------|--------------|-------|------|----|-----|
| Solid | 38 | 2 | * | 6.5 | | | |

CCR POUNDER 2045F BALDRIDGE COMMAND C036
CCR COCHISE 4142H CCR MS 3362 CMND 8659F
CCR MS CATALYST 4142B CCR MS 9332 E-Z-3 3362A

| | CE | BW | WW | YW | MCE | MILK | MWW |
|------|------|-----|-------|-------|------|-------|------|
| EPD | 8.2 | 3.3 | 101.0 | 161.0 | 3.5 | 27.7 | 77.6 |
| Rank | 95 | 95 | 2 | 2 | 95 | 20 | 3 |
| | STAY | DOC | CW | MARB | REA | \$API | \$TI |
| EPD | 19.7 | 4.4 | 67.6 | 0.46 | 1.11 | 147.4 | 94.0 |
| Rank | 10 | 99 | 1 | 35 | 4 | 30 | 10 |

LOT
IO

CCR COCHISE 1420L

Homo Black || Homo Polled 5/8 SM 3/8 AN
8/31/2023 1420L ASA# 4338494

| COLOR | SC | DISPOSITION | CALVING EASE | FRAME | ⌘GGP | G+ | ATM |
|-------|----|-------------|--------------|-------|------|----|-----|
| Solid | 39 | 1 | **** | 6.1 | | | |

CCR POUNDER 2045F GW TRIPLE CROWN 018C
CCR COCHISE 4142H CCR MS TRIPLE CROWN 1420J
CCR MS CATALYST 4142B CCR MS ABILENE 9650G

| | CE | BW | WW | YW | MCE | MILK | MWW |
|------|------|------|------|-------|------|-------|------|
| EPD | 15.1 | -0.8 | 83.1 | 140.0 | 9.7 | 25.6 | 67.2 |
| Rank | 25 | 35 | 25 | 15 | 15 | 40 | 25 |
| | STAY | DOC | CW | MARB | REA | \$API | \$TI |
| EPD | 18.0 | 10.3 | 38.8 | 0.62 | 0.53 | 162.8 | 93.0 |
| Rank | 20 | 80 | 35 | 20 | 80 | 10 | 15 |

LOT
I2

CCR COCHISE 8561L

Homo Black || Homo Polled 1/2 SM 1/2 AN
9/5/2023 8561L ASA# 4338068

| COLOR | SC | DISPOSITION | CALVING EASE | FRAME | ⌘GGP | G+ |
|-------|----|-------------|--------------|-------|------|----|
| Solid | 39 | 2 | **** | 5.3 | | |

CCR POUNDER 2045F KM BROKEN BOW 002
CCR COCHISE 4142H CCR MS BROKEN BOW 8561F
CCR MS CATALYST 4142B CCR MS BROADWAY 6405D

| | CE | BW | WW | YW | MCE | MILK | MWW |
|------|------|------|------|-------|------|-------|------|
| EPD | 16.1 | -3.4 | 71.2 | 113.9 | 10.8 | 29.7 | 65.4 |
| Rank | 15 | 10 | 70 | 60 | 10 | 15 | 35 |
| | STAY | DOC | CW | MARB | REA | \$API | \$TI |
| EPD | 20.3 | 12.9 | 39.4 | 0.45 | 0.48 | 157.1 | 84.1 |
| Rank | 4 | 45 | 30 | 40 | 85 | 15 | 40 |

LOT
I4

CCR COCHISE 8621L

Homo Black || Homo Polled 1/2 SM 1/2 AN
9/2/2023 8621L ASA# 4338087

| COLOR | SC | DISPOSITION | CALVING EASE | FRAME | ⌘GGP | G+ |
|-------|----|-------------|--------------|-------|------|----|
| Solid | 38 | 1 | **** | 5.6 | | |

CCR POUNDER 2045F CCR PAY DIRT 2340C
CCR COCHISE 4142H CCR MS 4069 PY DRT 8621F
CCR MS CATALYST 4142B CCR MS 707 COWBOY 4069B

| | CE | BW | WW | YW | MCE | MILK | MWW |
|------|------|------|------|-------|------|-------|------|
| EPD | 17.2 | -3.7 | 72.2 | 113.1 | 10.5 | 31.5 | 67.7 |
| Rank | 10 | 10 | 65 | 60 | 10 | 10 | 25 |
| | STAY | DOC | CW | MARB | REA | \$API | \$TI |
| EPD | 26.2 | 6.3 | 37.4 | 0.47 | 0.37 | 171.7 | 85.6 |
| Rank | 1 | 99 | 40 | 35 | 95 | 5 | 35 |

LOT
9

CCR COCHISE 1279L

Homo Black || Homo Polled 1/2 SM 1/2 AN
9/13/2023 1279L ASA# 4338434

| COLOR | SC | DISPOSITION | CALVING EASE | FRAME | ⌘GGP | G+ |
|-------|----|-------------|--------------|-------|------|----|
| Solid | 35 | 2 | **** | 5.2 | | |

CCR POUNDER 2045F CLRS GUARDIAN 317G
CCR COCHISE 4142H CCR MS 8253 GUARDIAN 1279J
CCR MS CATALYST 4142B BJ COWBOY UP 8253

| | CE | BW | WW | YW | MCE | MILK | MWW |
|------|------|------|------|-------|------|-------|------|
| EPD | 16.1 | -4.2 | 85.1 | 137.2 | 9.3 | 28.2 | 70.7 |
| Rank | 15 | 4 | 20 | 15 | 20 | 20 | 15 |
| | STAY | DOC | CW | MARB | REA | \$API | \$TI |
| EPD | 24.4 | 3.9 | 40.8 | 0.60 | 0.65 | 180.7 | 97.2 |
| Rank | 1 | 99 | 30 | 20 | 60 | 2 | 5 |

LOT
II

CCR COCHISE 1429L

Homo Black || Homo Polled 5/8 SM 3/8 AN
9/22/2023 1429L ASA# 4338496

| COLOR | SC | DISPOSITION | CALVING EASE | FRAME | ⌘GGP | G+ | ATM |
|-------|----|-------------|--------------|-------|------|----|-----|
| Solid | 39 | 1 | * | 6.0 | | | |

CCR POUNDER 2045F GW TRIPLE CROWN 018C
CCR COCHISE 4142H CCR MS TRIPLE CROWN 1429J
CCR MS CATALYST 4142B CCR MS 4069 H ROAD 9739G

| | CE | BW | WW | YW | MCE | MILK | MWW |
|------|------|------|------|-------|------|-------|------|
| EPD | 11.6 | 2.9 | 99.5 | 165.8 | 5.5 | 27.1 | 76.9 |
| Rank | 65 | 95 | 2 | 1 | 75 | 25 | 3 |
| | STAY | DOC | CW | MARB | REA | \$API | \$TI |
| EPD | 19.9 | 13.5 | 59.9 | 0.54 | 0.74 | 158.0 | 96.4 |
| Rank | 5 | 35 | 3 | 25 | 40 | 15 | 10 |

LOT
I3

CCR COCHISE 8575L

Homo Black || Homo Polled 1/2 SM 1/2 AN
9/9/2023 8575L ASA# 4338071

| COLOR | SC | DISPOSITION | CALVING EASE | FRAME | ⌘GGP | G+ | ATM |
|-------|----|-------------|--------------|-------|------|----|-----|
| Solid | 36 | 2 | ** | 5.7 | | | |

CCR POUNDER 2045F BALDRIDGE COMMAND C036
CCR COCHISE 4142H CCR MS COMMAND 8575F
CCR MS CATALYST 4142B CCR MS ELEMNT 6491D

| | CE | BW | WW | YW | MCE | MILK | MWW |
|------|------|------|------|-------|------|-------|------|
| EPD | 11.0 | -0.4 | 81.0 | 134.0 | 6.2 | 27.6 | 67.7 |
| Rank | 75 | 45 | 35 | 20 | 65 | 25 | 25 |
| | STAY | DOC | CW | MARB | REA | \$API | \$TI |
| EPD | 17.8 | 12.9 | 36.5 | 0.61 | 0.45 | 153.9 | 90.1 |
| Rank | 20 | 45 | 40 | 20 | 90 | 20 | 20 |

LOT
I5

CCR COCHISE 9553L

Homo Black || Homo Polled 1/2 SM 1/2 AN
11/7/2023 9553L ASA# 4338136

| COLOR | SC | DISPOSITION | CALVING EASE | FRAME | ⌘GGP | G+ | ATM |
|-------|----|-------------|--------------|-------|------|----|-----|
| Solid | 35 | 1 | **** | 6.0 | | | |

CCR POUNDER 2045F MGR TREASURE
CCR COCHISE 4142H CCR MS TREASURE 9553G
CCR MS CATALYST 4142B CCR MS BOULDER 8004F

| | CE | BW | WW | YW | MCE | MILK | MWW |
|------|------|------|------|-------|------|-------|-------|
| EPD | 17.0 | -2.2 | 86.9 | 152.0 | 10.9 | 29.7 | 73.9 |
| Rank | 10 | 20 | 15 | 4 | 5 | 15 | 10 |
| | STAY | DOC | CW | MARB | REA | \$API | \$TI |
| EPD | 16.9 | 12.6 | 43.5 | 0.80 | 0.05 | 176.3 | 101.0 |
| Rank | 30 | 50 | 20 | 10 | 99 | 3 | 3 |

TRUE GRIT SONS



CCR TRUE GRIT 115L Sells as Lot 16.

LOT
I6

CCR TRUE GRIT 115L

Homo Black // Homo Polled 1/2 SM 1/2 AN
8/29/2023 115L ASA# 4338407

| COLOR | SC | DISPOSITION | CALVING EASE | FRAME | GGP | G+ |
|-------|----|-------------|--------------|-------|-----|----|
| Solid | 38 | 1 | *** | 5.5 | | |

SQUARE B TRUE NORTH 8052 HOOK'S GALILEO 210G
BASIN TRUE GRIT 1021 CCR MS GALILEO 1215J
 BASIN CAMILLA 9044 CCR 2073 COWBOY 5051C

| | CE | BW | WW | YW | MCE | MILK | MWW |
|------|------|------|------|-------|------|-------|------|
| EPD | 14.7 | -1.4 | 77.2 | 128.0 | 9.8 | 33.4 | 71.3 |
| Rank | 30 | 25 | 45 | 30 | 15 | 3 | 15 |
| | STAY | DOC | CW | MARB | REA | \$API | \$TI |
| EPD | 16.3 | 14.7 | 47.9 | 0.97 | 0.88 | 176.1 | 99.4 |
| Rank | 35 | 25 | 15 | 2 | 20 | 3 | 3 |



BASIN TRUE GRIT 1021 Sire of Lot 16.

The Basin True Grit sire group is DEEP with quality. 115L leads off the sire group and will impress you with his balance, body and outstanding genetic profile. He offers true balance across the board from a genetic standpoint and will be poised to move your operation ahead in a magnitude of different areas.

An absolute BRUTE of a herd bull. 1318L is massive middled, big topped and is as impressive as any in terms of muscle shape and power. He will sire progeny who weigh like lead come weaning and yearling time.



CCR TRUE GRIT 1318L Sells as Lot 17.



CCR MS 4069 ELMNT 8617F Maternal grandam of Lot 17.

LOT
I7

CCR TRUE GRIT 1318L

Homo Black || Homo Polled 3/8 SM 5/8 AN
8/24/2023 1318L ASA# 4338447

| COLOR | SC | DISPOSITION | CALVING EASE | FRAME | GGP | G+ |
|-------|----|-------------|--------------|-------|-----|----|
| Solid | 37 | 1 | *** | 5.9 | GGP | G+ |

SQUARE B TRUE NORTH 8052 IR HIGH ROAD G269
BASIN TRUE GRIT 1021 CCR MS BIG JOHN 1318J
BASIN CAMILLA 9044 CCR MS 4069 ELMNT 8617F

| | CE | BW | WW | YW | MCE | MILK | MWW |
|------|------|------|------|-------|------|-------|------|
| EPD | 15.8 | -2.7 | 77.9 | 140.5 | 10.7 | 33.4 | 71.8 |
| Rank | 20 | 15 | 45 | 15 | 10 | 3 | 15 |
| | STAY | DOC | CW | MARB | REA | \$API | \$TI |
| EPD | 15.5 | 18.3 | 55.4 | 0.87 | 0.86 | 169.9 | 96.9 |
| Rank | 45 | 4 | 5 | 4 | 25 | 10 | 10 |

LOT
I8

CCR TRUE GRIT 1367L

Homo Black || Homo Polled 1/2 SM 1/2 AN
9/17/2023 1367L ASA# 4338468

| COLOR | SC | DISPOSITION | CALVING EASE | FRAME | GGP | G+ | ATM |
|-------|----|-------------|--------------|-------|-----|----|-----|
| Solid | 42 | 1 | ** | 6.0 | GGP | G+ | ATM |

SQUARE B TRUE NORTH 8052 LBRS GENESIS G69
BASIN TRUE GRIT 1021 CCR MS GENESIS 1367J
BASIN CAMILLA 9044 CCR MS BIG TIMBER 8531F

| | CE | BW | WW | YW | MCE | MILK | MWW |
|------|------|------|-------|-------|------|-------|-------|
| EPD | 8.6 | 2.7 | 111.5 | 175.3 | 4.7 | 31.8 | 86.9 |
| Rank | 95 | 95 | 1 | 1 | 85 | 5 | 1 |
| | STAY | DOC | CW | MARB | REA | \$API | \$TI |
| EPD | 12.5 | 17.7 | 73.3 | 0.67 | 0.85 | 148.6 | 105.4 |
| Rank | 75 | 5 | 1 | 15 | 25 | 30 | 1 |



CCR TRUE GRIT 1367L Sells as Lot 18.

Huge growth bull who will prove to add payweight and value to his progeny. This first generation Simangus bull is a beast to look at and comes in at a 6+ frame and 40+ SC package.

BASIN TRUE GRIT 1021

We are always searching for the right Angus Bull to make the next generation of SimAngus bulls at the ranch. After seeing True Grit in stud, we felt like he was the right choice for an Angus bull and we are really pleased with the results. The cattle are complete and as fault free as they come. They supply ample calving ease, great growth and strong maternal and carcass traits. We feel the bulls are the “ranchers” kind who will move your program ahead on all fronts.



BASIN TRUE GRIT 1021 Sire of Lots 16-25.



CCR TRUE GRIT 1461L Sells as Lot 19.

LOT **I9** **CCR TRUE GRIT 1461L**

Homo Black II Polled 3/8 SM 5/8 AN
8/22/2023 1461L ASA# 4338512

| COLOR | SC | DISPOSITION | CALVING EASE | FRAME | GGP | G+ | ATM |
|-------|----|-------------|--------------|-------|-----|----|-----|
| Solid | 41 | 1 | **** | 5.6 | GGP | G+ | ATM |

SQUARE B TRUE NORTH 8052 KBHR HIGH ROAD E283
BASIN TRUE GRIT 1021 CCR MS HIGH ROAD 1461J
 BASIN CAMILLA 9044 CCR MS COMRADE 9576G

| | CE | BW | WW | YW | MCE | MILK | MWW |
|------|------|------|------|-------|------|-------|------|
| EPD | 15.0 | 0.2 | 95.5 | 159.7 | 9.0 | 34.2 | 82.1 |
| Rank | 25 | 55 | 4 | 2 | 20 | 2 | 1 |
| | STAY | DOC | CW | MARB | REA | \$API | \$TI |
| EPD | 11.7 | 16.3 | 66.6 | 0.61 | 1.00 | 148.4 | 97.8 |
| Rank | 80 | 15 | 1 | 20 | 10 | 30 | 5 |



CCR TRUE GRIT 1491L Sells as Lot 20.

LOT **20** **CCR TRUE GRIT 1491L**

Homo Black II Homo Polled 3/8 SM 5/8 AN
8/16/2023 1491L ASA# 4338522

| COLOR | SC | DISPOSITION | CALVING EASE | FRAME | GGP | G+ | ACE |
|-------|----|-------------|--------------|-------|-----|----|-----|
| Solid | 38 | 1 | *** | 5.5 | GGP | G+ | ACE |

SQUARE B TRUE NORTH 8052 HOOK'S ENCORE 65E
BASIN TRUE GRIT 1021 CCR MS ENCORE 1491J
 BASIN CAMILLA 9044 CCR MS YUMA 8097F

| | CE | BW | WW | YW | MCE | MILK | MWW |
|------|------|------|------|-------|------|-------|------|
| EPD | 11.6 | -1.5 | 76.7 | 124.2 | 7.8 | 32.5 | 70.8 |
| Rank | 65 | 25 | 50 | 35 | 35 | 4 | 15 |
| | STAY | DOC | CW | MARB | REA | \$API | \$TI |
| EPD | 15.3 | 11.1 | 48.5 | 0.62 | 1.02 | 146.0 | 87.8 |
| Rank | 45 | 70 | 15 | 20 | 10 | 30 | 30 |

LOT **21** CCR TRUE GRIT 1215L

Homo Black II Homo Polled 1/2 SM 1/2 AN
8/29/2023 1215L ASA# 4338406

| COLOR | SC | DISPOSITION | CALVING EASE | FRAME | GGP |
|-------|----|-------------|--------------|-------|-----|
| Solid | 38 | 1 | *** | 5.6 | |

SQUARE B TRUE NORTH 8052 HOOK'S GALILEO 210G
BASIN TRUE GRIT 1021 CCR MS GALILEO 1215J
BASIN CAMILLA 9044 CCR 2073 COWBOY 5051C

| | CE | BW | WW | YW | MCE | MILK | MWW |
|------|------|------|------|-------|------|-------|-------|
| EPD | 14.1 | -0.8 | 86.3 | 141.3 | 9.8 | 33.4 | 75.9 |
| Rank | 35 | 35 | 20 | 15 | 15 | 3 | 4 |
| | STAY | DOC | CW | MARB | REA | \$API | \$TI |
| EPD | 14.0 | 14.1 | 51.3 | 0.94 | 0.58 | 170.9 | 102.7 |
| Rank | 60 | 30 | 10 | 2 | 70 | 5 | 2 |

TW



CCR TRUE GRIT 1215L Sells as Lot 21.

LOT **22** CCR TRUE GRIT 1208L

Homo Black II Homo Polled 1/2 SM 1/2 AN
8/21/2023 1208L ASA# 4338405

| COLOR | SC | DISPOSITION | CALVING EASE | FRAME | GGP |
|-------|----|-------------|--------------|-------|-----|
| Solid | 37 | 1 | **** | 5.4 | |

SQUARE B TRUE NORTH 8052 HOOK'S FRONTLINE 40F
BASIN TRUE GRIT 1021 CCR MS 4042 FRONTLINE 1208J
BASIN CAMILLA 9044 CCR MS COWBOY 4042B

| | CE | BW | WW | YW | MCE | MILK | MWW |
|------|------|------|------|-------|------|-------|------|
| EPD | 18.9 | -5.0 | 74.4 | 121.7 | 12.0 | 34.8 | 71.3 |
| Rank | 4 | 2 | 55 | 45 | 2 | 2 | 15 |
| | STAY | DOC | CW | MARB | REA | \$API | \$TI |
| EPD | 18.3 | 18.7 | 32.5 | 0.62 | 0.65 | 171.3 | 93.7 |
| Rank | 15 | 3 | 55 | 20 | 60 | 5 | 15 |

LOT **23** CCR TRUE GRIT 1229L

Homo Black II Homo Polled 3/8 SM 5/8 AN
8/27/2023 1229L ASA# 4338412

| COLOR | SC | DISPOSITION | CALVING EASE | FRAME | GGP |
|-------|----|-------------|--------------|-------|-----|
| Solid | 39 | 1 | ** | 6.0 | |

SQUARE B TRUE NORTH 8052 KBHR HIGH ROAD E283
BASIN TRUE GRIT 1021 CCR MS 2120 HIGH ROAD 1229J
BASIN CAMILLA 9044 CCR MS BARB 2120Z

| | CE | BW | WW | YW | MCE | MILK | MWW |
|------|------|------|------|-------|------|-------|-------|
| EPD | 13.7 | 0.0 | 96.1 | 161.1 | 8.8 | 32.8 | 80.1 |
| Rank | 40 | 50 | 3 | 2 | 25 | 3 | 2 |
| | STAY | DOC | CW | MARB | REA | \$API | \$TI |
| EPD | 16.3 | 15.9 | 59.5 | 0.77 | 0.89 | 164.9 | 101.7 |
| Rank | 35 | 15 | 3 | 10 | 20 | 10 | 2 |

LOT **24** CCR TRUE GRIT 1244L

Homo Black II Homo Polled 3/8 SM 5/8 AN
8/25/2023 1244L ASA# 4338416

| COLOR | SC | DISPOSITION | CALVING EASE | FRAME | GGP |
|-------|----|-------------|--------------|-------|-----|
| Solid | 41 | 2 | *** | 5.5 | |

SQUARE B TRUE NORTH 8052 KBHR HIGH ROAD E283
BASIN TRUE GRIT 1021 CCR MS 2120 HIGH ROAD 1244J
BASIN CAMILLA 9044 CCR MS BARB 2120Z

| | CE | BW | WW | YW | MCE | MILK | MWW |
|------|------|------|------|-------|------|-------|------|
| EPD | 14.8 | -1.5 | 84.8 | 152.8 | 9.4 | 31.5 | 73.8 |
| Rank | 25 | 25 | 20 | 4 | 15 | 10 | 10 |
| | STAY | DOC | CW | MARB | REA | \$API | \$TI |
| EPD | 12.8 | 10.7 | 43.1 | 0.76 | 0.63 | 158.7 | 96.9 |
| Rank | 70 | 75 | 25 | 10 | 60 | 15 | 10 |

LOT **25** CCR TRUE GRIT 1248L

Homo Black II Homo Polled 1/2 SM 1/2 AN
8/24/2023 1248L ASA# 4338417

| COLOR | SC | DISPOSITION | CALVING EASE | FRAME | GGP |
|-------|----|-------------|--------------|-------|-----|
| Solid | 36 | 1 | ** | 5.4 | |

SQUARE B TRUE NORTH 8052 HOOK'S ENCORE 65E
BASIN TRUE GRIT 1021 CCR MS ENCORE 1248J
BASIN CAMILLA 9044 CCR MS ELEMENT 6457D

| | CE | BW | WW | YW | MCE | MILK | MWW |
|------|------|------|------|-------|------|-------|------|
| EPD | 13.2 | -0.3 | 78.5 | 127.9 | 8.8 | 34.6 | 73.1 |
| Rank | 45 | 45 | 40 | 30 | 25 | 2 | 10 |
| | STAY | DOC | CW | MARB | REA | \$API | \$TI |
| EPD | 11.4 | 16.1 | 53.3 | 0.70 | 1.10 | 148.5 | 92.4 |
| Rank | 85 | 15 | 10 | 10 | 4 | 30 | 15 |





CCR 7001 RAWHIDE 5053L Sells as Lot 26.

LOT 26 **CCR 7001 RAWHIDE 5053L**
 Homo Black || Homo Polled 5/8 SM 3/8 AN
 9/1/2023 5053L ASA# 4337850

| COLOR | SC | DISPOSITION | CALVING EASE | FRAME | GGP | G+ |
|-------|----|-------------|--------------|-------|-----|----|
| Solid | 38 | 1 | *** | 5.3 | GGP | G+ |

LCDR FAVOR 149F HOOK'S BLUEPRINT 13B
 EGL CCR RAWHIDE 137J CCR MS BLUE PRINT 7001E
 G A R SURE FIRE 307 CCR MS 707 COWBOY 4069B

| | CE | BW | WW | YW | MCE | MILK | MWW |
|------|------|------|------|-------|------|-------|-------|
| EPD | 13.9 | -1.8 | 87.8 | 135.6 | 7.2 | 27.3 | 71.4 |
| Rank | 35 | 20 | 15 | 20 | 45 | 25 | 15 |
| | STAY | DOC | CW | MARB | REA | \$API | \$TI |
| EPD | 20.6 | 24.4 | 35.1 | 0.81 | 0.38 | 177.6 | 100.5 |
| Rank | 3 | 1 | 45 | 5 | 95 | 3 | 3 |
| ET | | | | | | | |

LOT 27 **CCR 7001 RAWHIDE 5453L**
 Homo Black || Homo Polled 5/8 SM 3/8 AN
 9/1/2023 5453L ASA# 4337870

| COLOR | SC | DISPOSITION | CALVING EASE | FRAME | GGP | G+ |
|-------|----|-------------|--------------|-------|-----|----|
| Solid | 36 | 1 | ** | 5.8 | GGP | G+ |

LCDR FAVOR 149F HOOK'S BLUEPRINT 13B
 EGL CCR RAWHIDE 137J CCR MS BLUE PRINT 7001E
 G A R SURE FIRE 307 CCR MS 707 COWBOY 4069B

| | CE | BW | WW | YW | MCE | MILK | MWW |
|------|------|------|------|-------|------|-------|-------|
| EPD | 12.8 | -0.3 | 92.4 | 144.4 | 6.6 | 27.3 | 73.8 |
| Rank | 50 | 45 | 10 | 10 | 55 | 25 | 10 |
| | STAY | DOC | CW | MARB | REA | \$API | \$TI |
| EPD | 19.5 | 25.5 | 45.5 | 0.78 | 0.50 | 171.8 | 100.7 |
| Rank | 10 | 1 | 20 | 10 | 85 | 5 | 3 |
| ET | | | | | | | |

The Rawhide X 7001E flush resulted in 4 really high quality, rugged built herd bull candidates. Physically these big strap-ping herd bulls are big ribbed, stout hipped and huge topped. Genetically they offer balance from CE, growth and carcass and sports exceptional API and TI values.

RAWHIDE X 7001E FLUSH BROTHERS

LOT
28

CCR 7001 RAWHIDE 5529L

Homo Black II Homo Polled 5/8 SM 3/8 AN
8/30/2023 5529L ASA# 4337878

| COLOR | SC | DISPOSITION | CALVING EASE | FRAME | GGP | G+ |
|-------|----|-------------|--------------|-------|-----|----|
| Solid | 37 | 1 | ** | 5.8 | GGP | G+ |

LCDR FAVOR 149F

HOOK'S BLUEPRINT 13B

EGL CCR RAWHIDE 137J

CCR MS BLUE PRINT 7001E

G A R SURE FIRE 307

CCR MS 707 COWBOY 4069B

| | CE | BW | WW | YW | MCE | MILK | MWW |
|------|------|------|------|-------|------|-------|-------|
| EPD | 12.3 | -0.4 | 88.9 | 135.4 | 6.3 | 27.3 | 72.0 |
| Rank | 55 | 45 | 15 | 20 | 60 | 25 | 15 |
| | STAY | DOC | CW | MARB | REA | \$API | \$TI |
| EPD | 18.9 | 23.7 | 43.4 | 0.93 | 0.80 | 177.0 | 102.8 |
| Rank | 10 | 1 | 25 | 3 | 30 | 3 | 2 |

ET

LOT
29

CCR 7001 RAWHIDE 6508L

Homo Black II Homo Polled 5/8 SM 3/8 AN
9/1/2023 6508L ASA# 4337920

| COLOR | SC | DISPOSITION | CALVING EASE | FRAME | GGP | G+ |
|-------|----|-------------|--------------|-------|-----|----|
| Solid | 36 | 1 | ** | 6.0 | GGP | G+ |

LCDR FAVOR 149F

HOOK'S BLUEPRINT 13B

EGL CCR RAWHIDE 137J

CCR MS BLUE PRINT 7001E

G A R SURE FIRE 307

CCR MS 707 COWBOY 4069B

| | CE | BW | WW | YW | MCE | MILK | MWW |
|------|------|------|------|-------|------|-------|------|
| EPD | 13.1 | -0.4 | 90.1 | 135.4 | 6.7 | 27.3 | 72.6 |
| Rank | 45 | 45 | 10 | 20 | 55 | 25 | 10 |
| | STAY | DOC | CW | MARB | REA | \$API | \$TI |
| EPD | 18.0 | 24.5 | 43.4 | 0.65 | 0.79 | 160.9 | 96.3 |
| Rank | 20 | 1 | 25 | 15 | 35 | 15 | 10 |

ET



CCR 7001 RAWHIDE 6508L Sells as Lot 29.

RAWHIDE SONS

An absolute highlight who reads with top tier growth, marbling and docility. His Encore dam comes from a large flush of sisters who have proven to be great producers and cattle for us. We feel this high indexing bull will be a crowd favorite sale day.



CCR RAWHIDE 9755L Sells as Lot 30.

LOT 30 CCR RAWHIDE 9755L
 Homo Black || Homo Polled 5/8 SM 3/8 AN
 9/13/2023 9755L ASA# 4338208

| COLOR | SC | DISPOSITION | CALVING EASE | FRAME | GGP | G+ | ATM |
|-------|----|-------------|--------------|-------|-----|----|-----|
| Solid | 36 | 1 | ** | 5.5 | GGP | G+ | ATM |

LCDR FAVOR 149F HOOK'S ENCORE 65E
 EGL CCR RAWHIDE 137J CCR MS 4015 ENCORE 9755G
 G A R SURE FIRE 307 CCR MS 8012 COWBOY 4015B

| | CE | BW | WW | YW | MCE | MILK | MWW |
|------|------|------|------|-------|------|-------|-------|
| EPD | 9.1 | 0.7 | 97.2 | 146.0 | 3.3 | 27.3 | 76.0 |
| Rank | 90 | 65 | 3 | 10 | 95 | 25 | 4 |
| | STAY | DOC | CW | MARB | REA | \$API | \$TI |
| EPD | 17.9 | 21.1 | 38.0 | 1.02 | 0.42 | 176.3 | 107.6 |
| Rank | 20 | 1 | 35 | 2 | 90 | 3 | 1 |

LOT 31 CCR RAWHIDE 8648L
 Homo Black || Homo Polled 5/8 SM 3/8 AN
 9/9/2023 8648L ASA# 4338101

| COLOR | SC | DISPOSITION | CALVING EASE | FRAME | GGP | G+ | ATM |
|-------|----|-------------|--------------|-------|-----|----|-----|
| Solid | 39 | 1 | ** | 5.7 | GGP | G+ | ATM |

LCDR FAVOR 149F CCR PAY DIRT 2340C
 EGL CCR RAWHIDE 137J CCR MS PAY DIRT 8648F
 G A R SURE FIRE 307 CCR MS GRADUATE 3399A

| | CE | BW | WW | YW | MCE | MILK | MWW |
|------|------|------|------|-------|------|-------|-------|
| EPD | 10.9 | 0.1 | 96.0 | 144.1 | 6.1 | 20.4 | 68.5 |
| Rank | 75 | 50 | 4 | 10 | 65 | 80 | 20 |
| | STAY | DOC | CW | MARB | REA | \$API | \$TI |
| EPD | 15.2 | 19.5 | 46.9 | 0.75 | 0.60 | 159.1 | 100.6 |
| Rank | 45 | 2 | 15 | 10 | 65 | 15 | 3 |



CCR RAWHIDE 8648L Sells as Lot 31.

A great Rawhide who has head turning type and balance. The bottom side of his pedigree is filled with some of the Maternal greats in our program in Paydirt and Graduate.



EGL CCR RAWHIDE 137J

Power, growth, and carcass quality can be found in abundance can be found in a very large group of Rawhide sons. We have been impressed with the Rawhides ever since birth and are certain they will inject growth and carcass quality to their progeny.

EGL CCR RAWHIDE 137J Sire of Lots 30-43.

LOT 32 CCR RAWHIDE 9647L

Homo Black || Polled 3/4 SM 1/4 AN
9/11/2023 9647L ASA# 4338164

| COLOR | SC | DISPOSITION | CALVING EASE | FRAME | GGP | G+ | ATM |
|-------|----|-------------|--------------|-------|-----|----|-----|
| Solid | 38 | 1 | * | 6.2 | GGP | G+ | ATM |

LCDR FAVOR 149F HOOK'S ENCORE 65E
EGL CCR RAWHIDE 137J CCR MS ENCORE 9647G
G A R SURE FIRE 307 CCR MS ELEMENT 7150E

| | CE | BW | WW | YW | MCE | MILK | MWW |
|------|------|------|-------|-------|------|-------|-------|
| EPD | 5.4 | 3.4 | 105.3 | 160.6 | 2.1 | 27.9 | 80.6 |
| Rank | 99 | 99 | 1 | 2 | 99 | 20 | 1 |
| | STAY | DOC | CW | MARB | REA | \$API | \$TI |
| EPD | 21.7 | 23.0 | 44.2 | 0.65 | 0.89 | 158.9 | 100.6 |
| Rank | 2 | 1 | 20 | 15 | 20 | 15 | 3 |

LOT 33 CCR RAWHIDE 8525L

Homo Black || Polled 1/2 SM 1/2 AN
9/13/2023 8525L ASA# 4338056

| COLOR | SC | DISPOSITION | CALVING EASE | FRAME | GGP | G+ | ATM |
|-------|----|-------------|--------------|-------|-----|----|-----|
| Solid | 39 | 1 | ** | 5.6 | GGP | G+ | ATM |

LCDR FAVOR 149F SYDGEN FATE 2800
EGL CCR RAWHIDE 137J CCR MS 5430 FATE 8525F
G A R SURE FIRE 307 CCR MS COWBOY 5430C

| | CE | BW | WW | YW | MCE | MILK | MWW |
|------|------|------|-------|-------|------|-------|-------|
| EPD | 12.3 | 0.5 | 101.2 | 154.3 | 6.0 | 24.5 | 75.2 |
| Rank | 55 | 60 | 2 | 3 | 65 | 45 | 5 |
| | STAY | DOC | CW | MARB | REA | \$API | \$TI |
| EPD | 15.9 | 19.5 | 50.4 | 0.94 | 0.60 | 174.7 | 108.8 |
| Rank | 40 | 2 | 10 | 2 | 65 | 4 | 1 |

LOT 34 CCR RAWHIDE 8695L

Homo Black || Homo Polled 1/2 SM 1/2 AN
9/22/2023 8695L ASA# 4338115

| COLOR | SC | DISPOSITION | CALVING EASE | FRAME | GGP | G+ | ATM |
|-------|----|-------------|--------------|-------|-----|----|-----|
| Solid | 35 | 2 | * | 5.3 | GGP | G+ | ATM |

LCDR FAVOR 149F CCR PAY DIRT 2340C
EGL CCR RAWHIDE 137J CCR MS ABILENE 8695F
G A R SURE FIRE 307 CCR MS 707 COWBOY 4069B

| | CE | BW | WW | YW | MCE | MILK | MWW |
|------|------|------|------|-------|------|-------|------|
| EPD | 7.8 | 1.8 | 91.2 | 139.3 | 2.0 | 26.8 | 72.6 |
| Rank | 95 | 85 | 10 | 15 | 99 | 30 | 10 |
| | STAY | DOC | CW | MARB | REA | \$API | \$TI |
| EPD | 20.7 | 16.4 | 41.7 | 0.68 | 0.62 | 158.3 | 94.5 |
| Rank | 3 | 10 | 25 | 15 | 65 | 15 | 10 |

LOT 35 CCR RAWHIDE 8537L

Homo Black || Homo Polled 1/2 SM 1/2 AN
9/18/2023 8537L ASA# 4338060

| COLOR | SC | DISPOSITION | CALVING EASE | FRAME | GGP | G+ |
|-------|----|-------------|--------------|-------|-----|----|
| Solid | 37 | 1 | *** | 5.5 | GGP | G+ |

LCDR FAVOR 149F CCR PAY DIRT 2340C
EGL CCR RAWHIDE 137J CCR MS 2120 PY DIRT 8537F
G A R SURE FIRE 307 CCR MS BARB 2120Z

| | CE | BW | WW | YW | MCE | MILK | MWW |
|------|------|------|------|-------|------|-------|-------|
| EPD | 11.1 | -2.4 | 84.6 | 134.2 | 5.9 | 27.8 | 70.2 |
| Rank | 70 | 15 | 20 | 20 | 70 | 20 | 15 |
| | STAY | DOC | CW | MARB | REA | \$API | \$TI |
| EPD | 15.7 | 19.8 | 54.2 | 0.98 | 0.47 | 173.3 | 102.9 |
| Rank | 40 | 2 | 10 | 2 | 85 | 4 | 2 |

RAWHIDE SONS

LOT **36** CCR RAWHIDE 9542L
 Homo Black || Homo Polled 3/4 SM 1/4 AN
 8/29/2023 9542L ASA# 4338133

| COLOR | SC | DISPOSITION | CALVING EASE | FRAME | GGP |
|-------|----|-------------|--------------|-------|-----|
| Solid | 35 | 1 | ** | 5.1 | |

LCDR FAVOR 149F KOCH BIG TIMBER 685D
 EGL CCR RAWHIDE 137J CCR MS BIG TIMBER 9542G
 G A R SURE FIRE 307 CCR MS COWBOY 7639E

| | CE | BW | WW | YW | MCE | MILK | MWW |
|------|------|------|------|-------|------|-------|-------|
| EPD | 13.3 | -0.5 | 96.6 | 148.6 | 7.2 | 23.9 | 72.4 |
| Rank | 45 | 40 | 3 | 10 | 45 | 50 | 10 |
| | STAY | DOC | CW | MARB | REA | \$API | \$TI |
| EPD | 21.4 | 21.6 | 44.9 | 0.86 | 0.79 | 183.4 | 105.9 |
| Rank | 2 | 1 | 20 | 4 | 35 | 2 | 1 |

LOT **37** CCR RAWHIDE 8094L
 Homo Black || Polled 1/2 SM 1/2 AN
 9/6/2023 8094L ASA# 4338033

| COLOR | SC | DISPOSITION | CALVING EASE | FRAME | GGP |
|-------|----|-------------|--------------|-------|-----|
| Solid | 38 | 2 | ** | 5.7 | |

LCDR FAVOR 149F CCR PAY DIRT 2340C
 EGL CCR RAWHIDE 137J CCR MS PAY DIRT 8094F
 G A R SURE FIRE 307 CCR MS IN FORCE 3145A

| | CE | BW | WW | YW | MCE | MILK | MWW |
|------|------|------|------|-------|------|-------|------|
| EPD | 11.1 | -0.3 | 81.4 | 121.7 | 6.6 | 29.3 | 70.1 |
| Rank | 70 | 45 | 30 | 45 | 55 | 15 | 15 |
| | STAY | DOC | CW | MARB | REA | \$API | \$TI |
| EPD | 18.8 | 13.2 | 36.3 | 0.94 | 0.51 | 171.7 | 97.7 |
| Rank | 10 | 40 | 40 | 2 | 80 | 5 | 5 |

LOT **38** CCR RAWHIDE 8107L
 Homo Black || Homo Polled 5/8 SM 3/8 AN
 10/5/2023 8107L ASA# 4338039

| COLOR | SC | DISPOSITION | CALVING EASE | FRAME | GGP | ATM |
|-------|----|-------------|--------------|-------|-----|-----|
| Solid | 34 | 1 | * | 5.5 | | |

LCDR FAVOR 149F GIBBS 3009A ELEMENT
 EGL CCR RAWHIDE 137J CCR MS ELEMENT 8107F
 G A R SURE FIRE 307 CCR MS CATALYST 3060A

| | CE | BW | WW | YW | MCE | MILK | MWW |
|------|------|------|------|-------|------|-------|------|
| EPD | 7.5 | 2.4 | 89.3 | 132.9 | 4.1 | 27.5 | 72.3 |
| Rank | 95 | 90 | 15 | 25 | 90 | 25 | 10 |
| | STAY | DOC | CW | MARB | REA | \$API | \$TI |
| EPD | 20.9 | 21.1 | 49.3 | 0.65 | 0.68 | 154.5 | 92.0 |
| Rank | 3 | 1 | 15 | 15 | 50 | 20 | 15 |

LOT **39** CCR RAWHIDE 8508L
 Homo Black || Homo Polled 5/8 SM 3/8 AN
 10/20/2023 8508L ASA# 4338047

| COLOR | SC | DISPOSITION | CALVING EASE | FRAME | GGP | ATM |
|-------|----|-------------|--------------|-------|-----|-----|
| Solid | 34 | 1 | * | 5.5 | | |

LCDR FAVOR 149F KOCH BIG TIMBER 685D
 EGL CCR RAWHIDE 137J CCR MS BIG TIMBER 8508F
 G A R SURE FIRE 307 CCR MS 2424 SANTA 5504C

| | CE | BW | WW | YW | MCE | MILK | MWW |
|------|------|------|-------|-------|------|-------|-------|
| EPD | 8.7 | 1.5 | 105.0 | 158.3 | 4.1 | 17.9 | 70.6 |
| Rank | 95 | 80 | 1 | 2 | 90 | 95 | 15 |
| | STAY | DOC | CW | MARB | REA | \$API | \$TI |
| EPD | 18.7 | 17.7 | 47.5 | 0.78 | 0.37 | 165.6 | 104.1 |
| Rank | 15 | 5 | 15 | 10 | 95 | 10 | 1 |

LOT **40** CCR RAWHIDE 8075L
 Homo Black || Homo Polled 1/2 SM 1/2 AN
 9/11/2023 8075L ASA# 4338025

| COLOR | SC | DISPOSITION | CALVING EASE | FRAME | GGP | G+ |
|-------|----|-------------|--------------|-------|-----|----|
| Solid | 37 | 1 | ** | 5.0 | | |

LCDR FAVOR 149F BASIN YUMA 4286
 EGL CCR RAWHIDE 137J CCR MS 3362 YUMA 8075F
 G A R SURE FIRE 307 CCR MS 9332 E-Z-3 3362A

| | CE | BW | WW | YW | MCE | MILK | MWW |
|------|------|------|------|-------|------|-------|-------|
| EPD | 12.1 | -0.8 | 89.1 | 134.9 | 6.9 | 23.3 | 68.1 |
| Rank | 60 | 35 | 15 | 20 | 50 | 55 | 25 |
| | STAY | DOC | CW | MARB | REA | \$API | \$TI |
| EPD | 16.9 | 18.5 | 33.9 | 0.97 | 0.55 | 175.5 | 103.6 |
| Rank | 30 | 3 | 50 | 2 | 75 | 4 | 2 |

LOT **41** CCR RAWHIDE 0261L
 Homo Black || Homo Polled 1/2 SM 1/2 AN
 9/8/2023 0261L ASA# 4338269

| COLOR | SC | DISPOSITION | CALVING EASE | FRAME | GGP | G+ | ACE |
|-------|----|-------------|--------------|-------|-----|----|-----|
| Solid | 37 | 1 | **** | 5.8 | | | |

LCDR FAVOR 149F CCR POUNDER 2045F
 EGL CCR RAWHIDE 137J CCR MS POUNDER 0261H
 G A R SURE FIRE 307 CCR MS BARB 2120Z

| | CE | BW | WW | YW | MCE | MILK | MWW |
|------|------|------|------|-------|------|-------|------|
| EPD | 14.4 | -2.9 | 76.1 | 126.6 | 7.3 | 24.9 | 63.1 |
| Rank | 30 | 10 | 50 | 35 | 45 | 45 | 45 |
| | STAY | DOC | CW | MARB | REA | \$API | \$TI |
| EPD | 19.9 | 19.7 | 37.8 | 0.78 | 0.33 | 173.7 | 94.1 |
| Rank | 5 | 2 | 35 | 10 | 95 | 4 | 10 |

LOT **42** CCR RAWHIDE 0263L
 Homo Black || Homo Polled 5/8 SM 3/8 AN
 9/6/2023 0263L ASA# 4338270

| COLOR | SC | DISPOSITION | CALVING EASE | FRAME | GGP | G+ | ATM |
|-------|----|-------------|--------------|-------|-----|----|-----|
| Solid | 38 | 1 | * | 5.7 | | | |

LCDR FAVOR 149F HOOK'S ENCORE 65E
 EGL CCR RAWHIDE 137J CCR MS ENCORE 0263H
 G A R SURE FIRE 307 CCR MS 3370 BOLDR 6476D

| | CE | BW | WW | YW | MCE | MILK | MWW |
|------|------|------|-------|-------|------|-------|------|
| EPD | 5.2 | 4.6 | 107.1 | 164.7 | 1.7 | 23.8 | 77.6 |
| Rank | 99 | 99 | 1 | 1 | 99 | 55 | 3 |
| | STAY | DOC | CW | MARB | REA | \$API | \$TI |
| EPD | 17.0 | 25.2 | 51.1 | 0.65 | 0.89 | 148.0 | 99.8 |
| Rank | 25 | 1 | 10 | 15 | 20 | 30 | 3 |

LOT **43** CCR RAWHIDE 0350L
 Homo Black || Polled 1/2 SM 1/2 AN
 9/6/2023 0350L ASA# 4338307

| COLOR | SC | DISPOSITION | CALVING EASE | FRAME | GGP | G+ | ATM |
|-------|----|-------------|--------------|-------|-----|----|-----|
| Solid | 36 | 1 | * | 5.8 | | | |

LCDR FAVOR 149F CCR POUNDER 2045F
 EGL CCR RAWHIDE 137J CCR MS POUNDER 0350H
 G A R SURE FIRE 307 CCR MS STELLAR 4470B

| | CE | BW | WW | YW | MCE | MILK | MWW |
|------|------|------|-------|-------|------|-------|-------|
| EPD | 7.8 | 2.2 | 102.5 | 165.7 | 4.1 | 22.2 | 73.6 |
| Rank | 95 | 90 | 1 | 1 | 90 | 65 | 10 |
| | STAY | DOC | CW | MARB | REA | \$API | \$TI |
| EPD | 13.2 | 22.3 | 60.2 | 0.68 | 0.79 | 148.5 | 100.8 |
| Rank | 70 | 1 | 3 | 15 | 35 | 30 | 3 |

A highly maternal bull who comes with great calving ease, marbling and index figures. He comes from a highly productive Heisman dam and will be a great breeding piece for any operation. A purebred heifer bull with this type of quality is a rare find.



CCR GUNSMOKE 0411L Sells as Lot 44.

LOT 44 CCR GUNSMOKE 0411L
 Homo Black || Homo Polled PB SM
 9/19/2023 0411L ASA# 4338346

| COLOR | SC | DISPOSITION | CALVING EASE | FRAME | GGP | G+ |
|-------|----|-------------|--------------|-------|-----|----|
| Solid | 35 | 1 | **** | 5.6 | GGP | G+ |

LBR5 GENESIS G69 TJ HEISMAN 388F
 KBHR GUNSMOKE J131 CCR MS HEISMAN 0411H
 KBHR E197 CCR MS 3114 F HLS 7153E

| | CE | BW | WW | YW | MCE | MILK | MWW |
|------|------|------|------|-------|------|-------|-------|
| EPD | 15.2 | -2.4 | 76.8 | 113.8 | 9.6 | 27.4 | 65.7 |
| Rank | 10 | 4 | 55 | 60 | 10 | 20 | 35 |
| | STAY | DOC | CW | MARB | REA | \$API | \$TI |
| EPD | 23.5 | 14.9 | 17.0 | 0.98 | 0.42 | 202.7 | 103.6 |
| Rank | 1 | 15 | 90 | 1 | 99 | 1 | 2 |

LOT 45 CCR GUNSMOKE 0321L
 Homo Black || Homo Polled PB SM
 8/28/2023 0321L ASA# 4338295

| COLOR | SC | DISPOSITION | CALVING EASE | FRAME | GGP | G+ | ATM |
|-------|----|-------------|--------------|-------|-----|----|-----|
| Solid | 35 | 1 | ** | 5.7 | GGP | G+ | ATM |

LBR5 GENESIS G69 TJ HEISMAN 388F
 KBHR GUNSMOKE J131 CCR MS HEISMAN 0321H
 KBHR E197 CCR MS 3362 PYWIGHT 6401D

| | CE | BW | WW | YW | MCE | MILK | MWW |
|------|------|------|------|-------|------|-------|------|
| EPD | 9.6 | 0.3 | 85.3 | 132.7 | 6.0 | 28.3 | 70.9 |
| Rank | 75 | 35 | 25 | 20 | 50 | 15 | 15 |
| | STAY | DOC | CW | MARB | REA | \$API | \$TI |
| EPD | 23.8 | 17.4 | 51.1 | 0.57 | 0.66 | 173.1 | 94.8 |
| Rank | 1 | 4 | 4 | 10 | 90 | 4 | 10 |



A powerful purebred bull whose combination of marbling and STAY puts him in rare air. He comes from a wonderful Heisman dam and his type and figures makes him a great breeder bull candidate.

CCR GUNSMOKE 0321L Sells as Lot 45.

KBHR GUNSMOKE J131

The Gunsmoke sons represent a new sire group of herd bulls in the 2025 offering. These higher percentage bulls will add power, stoutness and payweight to a set of cows. If you are in search for more payweight in a higher percentage package look no further.



KBHR GUNSMOKE J131 Sire of Lots 46-53.

LOT 46 CCR 7001 GUNSMOKE 5429L

Homo Black || Homo Polled 3/4 SM 1/4 AN
9/5/2023 5429L ASA# 4337867

| COLOR | SC | DISPOSITION | CALVING EASE | FRAME | GGP | G+ | ATM |
|-------|----|-------------|--------------|-------|-----|----|-----|
| Solid | 37 | 2 | ** | 5.6 | GGP | G+ | ATM |

LBRS GENESIS G69 HOOK'S BLUEPRINT 13B
KBHR GUNSMOKE J131 CCR MS BLUE PRINT 7001E
KBHR E197 CCR MS 707 COWBOY 4069B

| | CE | BW | WW | YW | MCE | MILK | MWW |
|------|------|------|-------|-------|------|-------|-------|
| EPD | 12.1 | 1.1 | 103.5 | 159.2 | 6.7 | 29.1 | 80.8 |
| Rank | 60 | 70 | 1 | 2 | 55 | 15 | 1 |
| | STAY | DOC | CW | MARB | REA | \$API | \$TI |
| EPD | 17.8 | 23.7 | 47.1 | 0.62 | 0.89 | 161.6 | 102.7 |
| Rank | 20 | 1 | 15 | 20 | 20 | 15 | 2 |

ET

LOT 47 CCR GUNSMOKE 0245L

Homo Black || Homo Polled 3/4 SM 1/4 AN
9/1/2023 0245L ASA# 4338262

| COLOR | SC | DISPOSITION | CALVING EASE | FRAME | GGP | G+ |
|-------|----|-------------|--------------|-------|-----|----|
| Solid | 37 | 1 | *** | 5.4 | GGP | G+ |

LBRS GENESIS G69 IR CAPITALIST E041
KBHR GUNSMOKE J131 CCR MS CAPITALIST 0245H
KBHR E197 CCR MS 3362 YUMA 8687F

| | CE | BW | WW | YW | MCE | MILK | MWW |
|------|------|------|------|-------|------|-------|-------|
| EPD | 13.5 | -1.1 | 83.3 | 131.0 | 7.9 | 31.3 | 72.9 |
| Rank | 40 | 30 | 25 | 25 | 35 | 10 | 10 |
| | STAY | DOC | CW | MARB | REA | \$API | \$TI |
| EPD | 16.0 | 4.2 | 49.8 | 0.95 | 0.64 | 173.2 | 101.1 |
| Rank | 35 | 99 | 15 | 2 | 60 | 4 | 2 |

LOT 48 CCR GUNSMOKE 0372L

Homo Black || Homo Polled PB SM
9/5/2023 0372L ASA# 4338321

| COLOR | SC | DISPOSITION | CALVING EASE | FRAME | GGP | G+ |
|-------|----|-------------|--------------|-------|-----|----|
| Solid | 37 | 2 | ** | 5.9 | GGP | G+ |

LBRS GENESIS G69 IR CAPITALIST E041
KBHR GUNSMOKE J131 CCR MS CAPITALIST 0372H
KBHR E197 CCR MS COWBOY 8096F

| | CE | BW | WW | YW | MCE | MILK | MWW |
|------|------|------|------|-------|------|-------|------|
| EPD | 12.4 | -1.2 | 83.1 | 128.7 | 7.1 | 26.7 | 68.2 |
| Rank | 40 | 15 | 30 | 25 | 30 | 25 | 25 |
| | STAY | DOC | CW | MARB | REA | \$API | \$TI |
| EPD | 20.1 | 3.2 | 23.9 | 0.73 | 0.28 | 179.2 | 99.1 |
| Rank | 10 | 99 | 65 | 2 | 99 | 3 | 4 |

LOT 49 CCR GUNSMOKE 0408L

Homo Black || Homo Polled PB SM
8/29/2023 0408L ASA# 4338342

| COLOR | SC | DISPOSITION | CALVING EASE | FRAME | GGP | G+ | ATM |
|-------|----|-------------|--------------|-------|-----|----|-----|
| Solid | 37 | 2 | ** | 5.5 | GGP | G+ | ATM |

LBRS GENESIS G69 TJ HEISMAN 388F
KBHR GUNSMOKE J131 CCR MS HEISMAN 0408H
KBHR E197 CCR MS ELEMENT 8100F

| | CE | BW | WW | YW | MCE | MILK | MWW |
|------|------|------|------|-------|------|-------|------|
| EPD | 10.2 | 0.3 | 79.9 | 126.7 | 6.7 | 27.9 | 67.8 |
| Rank | 70 | 35 | 45 | 30 | 40 | 20 | 25 |
| | STAY | DOC | CW | MARB | REA | \$API | \$TI |
| EPD | 18.6 | 17.5 | 44.2 | 0.47 | 0.92 | 157.1 | 89.9 |
| Rank | 20 | 4 | 10 | 15 | 40 | 15 | 20 |

LOT **50** **CCR GUNSMOKE 0494L**
 Homo Black || Homo Polled 3/4 SM 1/4 AN
 10/1/2023 0494L ASA# 4338387

LOT **51** **CCR 7001 GUNSMOKE 6544L**
 Homo Black || Homo Polled 3/4 SM 1/4 AN
 9/5/2023 6544L ASA# 4337929

| COLOR | SC | DISPOSITION | CALVING EASE | FRAME | GGP |
|-------|----|-------------|--------------|-------|-----|
| Solid | 36 | 1 | *** | 5.4 | G+ |

| COLOR | SC | DISPOSITION | CALVING EASE | FRAME | GGP |
|-------|----|-------------|--------------|-------|-----|
| Solid | 34 | 1 | ** | 5.6 | G+ |

LBRS GENESIS G69 IR CAPITALIST E041
KBHR GUNSMOKE J131 **CCR MS 7662 CAP 0494H**
 KBHR E197 CCR MS COWBOY 7662E

LBRS GENESIS G69 HOOK'S BLUEPRINT 13B
KBHR GUNSMOKE J131 **CCR MS BLUE PRINT 7001E**
 KBHR E197 CCR MS 707 COWBOY 4069B

| | CE | BW | WW | YW | MCE | MILK | MWW |
|------|------|------|------|-------|------|-------|------|
| EPD | 13.9 | -3.2 | 75.1 | 111.7 | 8.6 | 28.8 | 66.3 |
| Rank | 35 | 10 | 55 | 65 | 25 | 15 | 30 |
| | STAY | DOC | CW | MARB | REA | \$API | \$TI |
| EPD | 17.9 | 7.6 | 37.6 | 0.85 | 0.72 | 172.0 | 96.1 |
| Rank | 20 | 95 | 35 | 4 | 45 | 5 | 10 |

| | CE | BW | WW | YW | MCE | MILK | MWW |
|------|------|------|------|-------|------|-------|------|
| EPD | 12.9 | -0.5 | 80.7 | 125.0 | 7.4 | 29.1 | 69.5 |
| Rank | 50 | 40 | 35 | 35 | 45 | 15 | 20 |
| | STAY | DOC | CW | MARB | REA | \$API | \$TI |
| EPD | 20.8 | 18.5 | 36.0 | 0.63 | 0.83 | 163.1 | 91.3 |
| Rank | 3 | 3 | 40 | 15 | 25 | 10 | 20 |

LOT **52** **CCR GUNSMOKE 8637L**
 Homo Black || Homo Polled PB SM
 9/21/2023 8637L ASA# 4338097

LOT **53** **CCR GUNSMOKE 0235L**
 Homo Black || Homo Polled 3/4 SM 1/4 AN
 9/10/2023 0235L ASA# 4338257

| COLOR | SC | DISPOSITION | CALVING EASE | FRAME | GGP |
|-------|----|-------------|--------------|-------|-----|
| Solid | 36 | 1 | ** | 5.5 | G+ |

| COLOR | SC | DISPOSITION | CALVING EASE | FRAME | GGP |
|-------|----|-------------|--------------|-------|-----|
| Solid | 37 | 1 | ** | 5.4 | G+ |

LBRS GENESIS G69 GIBBS 3009A ELEMENT
KBHR GUNSMOKE J131 **CCR MS 4069 ELMNT 8637F**
 KBHR E197 CCR MS 707 COWBOY 4069B

LBRS GENESIS G69 IR CAPITALIST E041
KBHR GUNSMOKE J131 **CCR MS CAPITALIST 0235H**
 KBHR E197 CCR MS PAY DIRT 8519F

| | CE | BW | WW | YW | MCE | MILK | MWW |
|------|------|------|------|-------|------|-------|------|
| EPD | 12.4 | -0.4 | 78.9 | 118.9 | 7.3 | 32.0 | 71.4 |
| Rank | 40 | 20 | 45 | 45 | 30 | 3 | 15 |
| | STAY | DOC | CW | MARB | REA | \$API | \$TI |
| EPD | 18.7 | 15.5 | 38.4 | 0.57 | 0.74 | 165.0 | 92.9 |
| Rank | 15 | 15 | 20 | 10 | 80 | 10 | 15 |

| | CE | BW | WW | YW | MCE | MILK | MWW |
|------|------|------|------|-------|------|-------|------|
| EPD | 13.2 | -0.8 | 75.9 | 116.7 | 8.0 | 27.5 | 65.4 |
| Rank | 45 | 35 | 50 | 55 | 35 | 25 | 35 |
| | STAY | DOC | CW | MARB | REA | \$API | \$TI |
| EPD | 20.5 | 5.0 | 38.8 | 0.80 | 0.61 | 169.4 | 91.9 |
| Rank | 4 | 99 | 35 | 10 | 65 | 10 | 15 |



Can't make it sale day?
BID LIVE WITH SUPERIOR OR LIVE AG





CCR 0411 HONOR 5440L Sells as Lot 54.

HONOR X 0411H FLUSH BROTHERS



CCR 0411 HONOR 7638L Sells as Lot 56.

LOT 54 CCR 0411 HONOR 5440L

Homo Black || Homo Polled PB SM
8/28/2023 5440L ASA# 4337869

| COLOR | SC | DISPOSITION | CALVING EASE | FRAME | GGP | G+ |
|-------|----|-------------|--------------|-------|-----|----|
| Solid | 40 | 1 | **** | 5.6 | GGP | G+ |

HOOK'S BEACON 56B TJ HEISMAN 388F
KBHR HONOR H060 CCR MS HEISMAN 0411H
WS MISS SUGAR C4 CCR MS 3114 F HLS 7153E

| | CE | BW | WW | YW | MCE | MILK | MWW |
|------|------|------|------|-------|------|-------|------|
| EPD | 16.7 | -2.5 | 71.0 | 111.5 | 11.0 | 30.3 | 65.7 |
| Rank | 5 | 4 | 80 | 65 | 2 | 10 | 35 |
| | STAY | DOC | CW | MARB | REA | \$API | \$TI |
| EPD | 20.7 | 15.2 | 24.7 | 0.69 | 0.47 | 182.2 | 93.9 |
| Rank | 4 | 15 | 65 | 2 | 99 | 2 | 10 |

A trio of genetic outliers who has great type and potential. These trio of brothers would make great heifer bull candidates who will add great value to your replacement pen while generating premiums for market bound cattle.

LOT 55 CCR 0411 HONOR 7504L

Homo Black || Homo Polled PB SM
8/29/2023 7504L ASA# 4337959

| COLOR | SC | DISPOSITION | CALVING EASE | FRAME | GGP | G+ |
|-------|----|-------------|--------------|-------|-----|----|
| Solid | 40 | 2 | *** | 5.5 | GGP | G+ |

HOOK'S BEACON 56B TJ HEISMAN 388F
KBHR HONOR H060 CCR MS HEISMAN 0411H
WS MISS SUGAR C4 CCR MS 3114 F HLS 7153E

| | CE | BW | WW | YW | MCE | MILK | MWW |
|------|------|------|------|-------|------|-------|-------|
| EPD | 13.7 | -0.1 | 88.6 | 140.9 | 9.1 | 30.3 | 74.5 |
| Rank | 25 | 25 | 20 | 10 | 10 | 10 | 10 |
| | STAY | DOC | CW | MARB | REA | \$API | \$TI |
| EPD | 22.6 | 15.4 | 27.9 | 0.69 | 0.60 | 185.8 | 101.9 |
| Rank | 2 | 15 | 50 | 2 | 95 | 1 | 3 |

LOT 56 CCR 0411 HONOR 7638L

Homo Black || Homo Polled PB SM
8/27/2023 7638L ASA# 4337989

| COLOR | SC | DISPOSITION | CALVING EASE | FRAME | GGP | G+ |
|-------|----|-------------|--------------|-------|-----|----|
| Solid | 35 | 1 | ** | 5.7 | GGP | G+ |

HOOK'S BEACON 56B TJ HEISMAN 388F
KBHR HONOR H060 CCR MS HEISMAN 0411H
WS MISS SUGAR C4 CCR MS 3114 F HLS 7153E

| | CE | BW | WW | YW | MCE | MILK | MWW |
|------|------|------|------|-------|------|-------|-------|
| EPD | 14.6 | 0.9 | 95.1 | 147.2 | 9.7 | 30.3 | 77.8 |
| Rank | 15 | 45 | 10 | 10 | 10 | 10 | 3 |
| | STAY | DOC | CW | MARB | REA | \$API | \$TI |
| EPD | 19.4 | 11.5 | 44.5 | 0.69 | 0.94 | 180.9 | 104.7 |
| Rank | 10 | 55 | 10 | 2 | 35 | 2 | 2 |



KBHR HONOR H060

Multi-purpose cattle who excel at both maternal and terminal traits can best describe what we have seen in the Honor cattle. Honor sons represent the cattlemen kind and will provide unprecedented value across the board. The sons of Honor will sire cattle who come small and explode thereafter for growth. The daughters are sensible for mature size and offer added fleshing ability.

KBHR HONOR H060 Sire of Lots 54-62.

LOT **57** **CCR HONOR 8625L**

Homo Black || Homo Polled PB SM
9/8/2023 8625L ASA# 4338090

| COLOR | SC | DISPOSITION | CALVING EASE | FRAME | |
|-------|----|-------------|--------------|-------|--|
| Solid | 36 | 1 | ** | 6.0 | |

HOOK'S BEACON 56B GIBBS 3009A ELEMENT
KBHR HONOR H060 CCR MS 4015 ELMNT 8625F
 WS MISS SUGAR C4 CCR MS 8012 COWBOY 4015B

| | CE | BW | WW | YW | MCE | MILK | MWW |
|------|------|-----|------|-------|-----|------|------|
| EPD | 13.2 | 0.3 | 83.4 | 130.9 | 6.4 | 31.6 | 73.2 |
| Rank | 30 | 35 | 30 | 25 | 45 | 4 | 10 |

| | STAY | DOC | CW | MARB | REA | \$API | \$TI |
|------|------|------|------|------|------|-------|------|
| EPD | 17.8 | 14.4 | 41.9 | 0.76 | 0.72 | 175.9 | 99.5 |
| Rank | 25 | 20 | 15 | 2 | 85 | 3 | 4 |

TW



CCR HONOR 8625L Sells as Lot 57.

LOT **58** **CCR HONOR 1282L**

Homo Black || Homo Polled PB SM
9/16/2023 1282L ASA# 4338436

| COLOR | SC | DISPOSITION | CALVING EASE | FRAME | |
|-------|----|-------------|--------------|-------|--|
| Solid | 34 | 1 | ** | 6.4 | |

HOOK'S BEACON 56B TJ GOLD 274G
KBHR HONOR H060 CCR MS 4417 GOLD 1282J
 WS MISS SUGAR C4 CCR MS NATIONAL 4417B

| | CE | BW | WW | YW | MCE | MILK | MWW |
|------|------|-----|-------|-------|-----|------|------|
| EPD | 12.2 | 0.7 | 100.5 | 153.5 | 7.9 | 30.3 | 80.5 |
| Rank | 40 | 40 | 2 | 3 | 20 | 10 | 1 |

| | STAY | DOC | CW | MARB | REA | \$API | \$TI |
|------|------|------|------|------|------|-------|-------|
| EPD | 22.7 | 13.4 | 48.4 | 0.67 | 1.28 | 186.7 | 108.1 |
| Rank | 1 | 30 | 5 | 3 | 2 | 1 | 1 |

LOT **59** **CCR HONOR 1363L**

Homo Black || Homo Polled 3/4 SM 1/4 AN
8/24/2023 1363L ASA# 4338467

| COLOR | SC | DISPOSITION | CALVING EASE | FRAME | |
|-------|----|-------------|--------------|-------|--|
| Solid | 41 | 2 | *** | 5.8 | |

HOOK'S BEACON 56B CCR COMMANDER 5135F
KBHR HONOR H060 CCR MS COMMANDER 1363J
 WS MISS SUGAR C4 CCR MS COWBOY 8019F

| | CE | BW | WW | YW | MCE | MILK | MWW |
|------|------|-----|------|-------|-----|------|------|
| EPD | 14.5 | 0.5 | 89.7 | 142.4 | 9.0 | 29.3 | 73.7 |
| Rank | 30 | 60 | 10 | 10 | 20 | 15 | 10 |

| | STAY | DOC | CW | MARB | REA | \$API | \$TI |
|------|------|------|------|------|------|-------|------|
| EPD | 20.7 | 14.0 | 56.9 | 0.56 | 1.06 | 163.5 | 94.3 |
| Rank | 3 | 30 | 5 | 25 | 5 | 10 | 10 |

HONOR AND JEFFERSON SONS

LOT 60 CCR HONOR 9620L

Homo Black // Homo Polled PB SM
8/29/2023 9620L ASA# 4338158

| COLOR | SC | DISPOSITION | CALVING EASE | FRAME | ⚡GGP | G+ | ATM |
|-------|----|-------------|--------------|-------|------|----|-----|
| Solid | 43 | 1 | ** | 5.5 | | | |

HOOK'S BEACON 56B GIBBS 3009A ELEMENT
KBHR HONOR H060 CCR MS 5443 ELMNT 9620G
WS MISS SUGAR C4 CCR MS 2407 COWBOY 5443C

| | CE | BW | WW | YW | MCE | MILK | MWW |
|------|------|------|-------|-------|------|-------|------|
| EPD | 11.0 | 1.7 | 100.7 | 159.4 | 8.1 | 30.5 | 80.8 |
| Rank | 60 | 60 | 2 | 2 | 20 | 10 | 1 |
| | STAY | DOC | CW | MARB | REA | \$API | \$TI |
| EPD | 15.0 | 13.0 | 65.1 | 0.39 | 1.23 | 152.8 | 99.6 |
| Rank | 60 | 35 | 1 | 20 | 4 | 20 | 4 |

LOT 61 CCR HONOR 1324L

Homo Black // Homo Polled PB SM
8/21/2023 1324L ASA# 4338448

| COLOR | SC | DISPOSITION | CALVING EASE | FRAME | ⚡GGP | G+ | ATM |
|-------|----|-------------|--------------|-------|------|----|-----|
| Solid | 37 | 1 | *** | 5.5 | | | |

HOOK'S BEACON 56B TJ GOLD 274G
KBHR HONOR H060 CCR MS GOLD 1324J
WS MISS SUGAR C4 CCR MS NATIONAL 7542E

| | CE | BW | WW | YW | MCE | MILK | MWW |
|------|------|------|------|-------|------|-------|------|
| EPD | 14.6 | -0.8 | 83.1 | 126.5 | 8.5 | 25.8 | 67.3 |
| Rank | 15 | 15 | 30 | 30 | 15 | 30 | 30 |
| | STAY | DOC | CW | MARB | REA | \$API | \$TI |
| EPD | 20.4 | 10.5 | 36.2 | 0.42 | 0.91 | 166.1 | 92.3 |
| Rank | 5 | 65 | 25 | 15 | 45 | 10 | 15 |

LOT 62 CCR HONOR 8638L

Homo Black // Homo Polled PB SM
9/1/2023 8638L ASA# 4338098

| COLOR | SC | DISPOSITION | CALVING EASE | FRAME | ⚡GGP | G+ | ATM |
|-------|----|-------------|--------------|-------|------|----|-----|
| Solid | 37 | 2 | * | 6.1 | | | |

HOOK'S BEACON 56B GIBBS 3009A ELEMENT
KBHR HONOR H060 CCR MS 4145 ELMNT 8638F
WS MISS SUGAR C4 CCR MS 8012 COWBOY 4145B

| | CE | BW | WW | YW | MCE | MILK | MWW |
|------|------|------|------|-------|------|-------|------|
| EPD | 10.9 | 2.5 | 94.7 | 147.6 | 7.3 | 30.7 | 78.0 |
| Rank | 60 | 80 | 10 | 10 | 30 | 10 | 3 |
| | STAY | DOC | CW | MARB | REA | \$API | \$TI |
| EPD | 19.5 | 10.6 | 52.0 | 0.47 | 1.14 | 162.1 | 97.0 |
| Rank | 10 | 65 | 3 | 15 | 10 | 10 | 10 |



CCR JEFFERSON 9648L Sells as Lot 63.



9648J Maternal brother of Lots 63..



CLRS JEFFERSON 951J Sire of Lots 63-68.

LOT 63 CCR JEFFERSON 9648L

Red // Homo Polled 5/8 SM 1/4 AR 1/8 AN
9/7/2023 9648L ASA# 4338165

| COLOR | SC | DISPOSITION | CALVING EASE | FRAME | ⚡GGP | G+ |
|-------|----|-------------|--------------|-------|------|----|
| Solid | 42 | 1 | ** | 6.0 | | |

LEACHMAN DECREE X936D IR IMPERIAL D948
CLRS JEFFERSON 951J CCR MS IMPERIAL 9648G
M4 MS DESIRE 911G CCR MS 0880 FUSN 7176E

| | CE | BW | WW | YW | MCE | MILK | MWW |
|------|------|------|------|-------|------|-------|------|
| EPD | 12.4 | 0.8 | 87.8 | 137.0 | 6.8 | 24.2 | 68.0 |
| Rank | 55 | 65 | 15 | 15 | 55 | 50 | 25 |
| | STAY | DOC | CW | MARB | REA | \$API | \$TI |
| EPD | 13.7 | 21.0 | 41.2 | 0.72 | 0.49 | 153.4 | 95.3 |
| Rank | 65 | 1 | 30 | 10 | 85 | 20 | 10 |

LOT 64 CCR JEFFERSON 9727L

Red // Homo Polled 5/8 SM 7/32 AR 5/32 AN
9/4/2023 9727L ASA# 4338193

| COLOR | SC | DISPOSITION | CALVING EASE | FRAME | ⚡GGP | G+ |
|-------|----|-------------|--------------|-------|------|----|
| Solid | 39 | 1 | *** | 5.4 | | |

LEACHMAN DECREE X936D IR IMPERIAL D948
CLRS JEFFERSON 951J CCR MS IMPERIAL 9727G
M4 MS DESIRE 911G CCR MS 9302 RDMPTN 5515C

| | CE | BW | WW | YW | MCE | MILK | MWW |
|------|------|------|------|-------|------|-------|------|
| EPD | 14.0 | -0.2 | 72.6 | 114.4 | 5.7 | 23.4 | 59.5 |
| Rank | 35 | 45 | 65 | 60 | 70 | 55 | 65 |
| | STAY | DOC | CW | MARB | REA | \$API | \$TI |
| EPD | 20.9 | 15.5 | 28.6 | 0.56 | 0.60 | 157.6 | 84.2 |
| Rank | 3 | 20 | 65 | 25 | 65 | 15 | 40 |

JEFFERSON AND HERCULES SONS

LOT 65 CCR JEFFERSON 9766L
 Red II Homo Polled 5/8 SM 1/4 AR 1/8 AN
 9/8/2023 9766L ASA# 4338212

LOT 66 CCR JEFFERSON 5437L
 Red II Homo Polled 1/2 SM 3/8 AR 1/8 AN
 9/4/2023 5437L ASA# 4337868

| COLOR | SC | DISPOSITION | CALVING EASE | FRAME | ♀GGP | G+ |
|-------|----|-------------|--------------|-------|------|----|
| Solid | 36 | 1 | **** | 6.0 | | |

| COLOR | SC | DISPOSITION | CALVING EASE | FRAME | ♀GGP | G+ |
|-------|----|-------------|--------------|-------|------|----|
| Solid | 39 | 1 | **** | 5.6 | | |

LEACHMAN DECREE X936D IR IMPERIAL D948
 CLRS JEFFERSON 951J CCR MS IMPERIAL 9766G
 M4 MS DESIRE 911G CCR MS NEXUS 5000C

LEACHMAN DECREE X936D BROWN JY REDEMPTION Y1334
 CLRS JEFFERSON 951J CCR MS REDEMPTION 5437C
 M4 MS DESIRE 911G CCR MS PACKER 3389A

| | CE | BW | WW | YW | MCE | MILK | MWW |
|------|------|------|------|-------|------|-------|------|
| EPD | 16.0 | -2.5 | 72.8 | 111.4 | 8.6 | 24.4 | 60.6 |
| Rank | 15 | 15 | 65 | 65 | 25 | 50 | 60 |
| | STAY | DOC | CW | MARB | REA | \$API | \$TI |
| EPD | 18.5 | 18.3 | 34.7 | 0.75 | 0.42 | 168.0 | 90.8 |
| Rank | 15 | 4 | 45 | 10 | 90 | 10 | 20 |

| | CE | BW | WW | YW | MCE | MILK | MWW |
|------|------|------|------|------|------|-------|------|
| EPD | 14.9 | -3.3 | 53.7 | 85.3 | 7.3 | 25.3 | 52.1 |
| Rank | 25 | 10 | 99 | 99 | 45 | 40 | 90 |
| | STAY | DOC | CW | MARB | REA | \$API | \$TI |
| EPD | 21.8 | 14.6 | 12.0 | 0.67 | 0.17 | 163.3 | 78.6 |
| Rank | 2 | 25 | 99 | 15 | 99 | 10 | 60 |

LOT 67 CCR JEFFERSON 6462L
 Red II Homo Polled 5/8 SM 1/4 AR 1/8 AN
 9/12/2023 6462L ASA# 4337914

LOT 68 CCR JEFFERSON 9605L
 Red II Homo Polled 5/8 SM 1/4 AR 1/8 AN
 9/1/2023 9605L ASA# 4338154

| COLOR | SC | DISPOSITION | CALVING EASE | FRAME | ♀GGP | G+ | ATM |
|-------|----|-------------|--------------|-------|------|----|-----|
| Solid | 40 | 1 | * | 5.8 | | | |

| COLOR | SC | DISPOSITION | CALVING EASE | FRAME | ♀GGP | G+ | ATM |
|-------|----|-------------|--------------|-------|------|----|-----|
| Solid | 38 | 1 | * | 6.1 | | | |

LEACHMAN DECREE X936D WS BEEF KING W107
 CLRS JEFFERSON 951J CCR MS BEEF KING 6462D
 M4 MS DESIRE 911G PELTON MISS AILIS 0880U

LEACHMAN DECREE X936D IR IMPERIAL D948
 CLRS JEFFERSON 951J CCR MS IMPERIAL 9605G
 M4 MS DESIRE 911G CCR MS REDEMPTION 7031E

| | CE | BW | WW | YW | MCE | MILK | MWW |
|------|------|-----|------|-------|------|-------|------|
| EPD | 11.3 | 3.7 | 84.3 | 123.0 | 4.9 | 26.1 | 68.1 |
| Rank | 70 | 99 | 25 | 40 | 85 | 35 | 25 |
| | STAY | DOC | CW | MARB | REA | \$API | \$TI |
| EPD | 19.1 | 9.6 | 49.6 | 0.53 | 0.59 | 143.8 | 84.3 |
| Rank | 10 | 85 | 15 | 25 | 70 | 35 | 40 |

| | CE | BW | WW | YW | MCE | MILK | MWW |
|------|------|------|------|-------|------|-------|------|
| EPD | 9.2 | 1.8 | 86.4 | 148.5 | 4.9 | 23.8 | 66.8 |
| Rank | 90 | 85 | 20 | 10 | 85 | 55 | 30 |
| | STAY | DOC | CW | MARB | REA | \$API | \$TI |
| EPD | 16.0 | 19.9 | 55.9 | 0.68 | 1.00 | 153.0 | 93.5 |
| Rank | 35 | 2 | 5 | 15 | 10 | 20 | 15 |

LOT 69 CCR HERCULES 8709L
 Red II Homo Polled PB SM
 9/8/2023 8709L ASA# 4338117

| COLOR | SC | DISPOSITION | CALVING EASE | FRAME | ♀GGP | G+ | ATM |
|-------|----|-------------|--------------|-------|------|----|-----|
| Solid | 39 | 1 | * | 5.7 | | | |

IR IMPERIAL D948 HOOK'S RED ZONE 79Z
 HOOK'S HERCULES 209H CCR MS RED ZONE 8709F
 CLRS ELATED 729E CCR MS BIG SKY 4491B

| | CE | BW | WW | YW | MCE | MILK | MWW |
|------|------|------|------|-------|------|-------|------|
| EPD | 10.4 | 2.9 | 97.7 | 143.8 | 4.7 | 21.0 | 69.8 |
| Rank | 65 | 85 | 4 | 10 | 75 | 70 | 20 |
| | STAY | DOC | CW | MARB | REA | \$API | \$TI |
| EPD | 20.7 | 16.7 | 48.2 | 0.46 | 1.21 | 162.2 | 96.7 |
| Rank | 4 | 10 | 5 | 15 | 4 | 10 | 10 |



CCR HERCULES 8709L Sells as Lot 69.

Cow Camp Ranch
 A PROUD USPB
 SEEDSTOCK SUPPLIER

U.S. PREMIUM
 BEEF
 Qualified Seedstock Supplier

BIG HORN SONS

GW BIG HORN 491J

Excited in what we see in the first large group of Big Horn sons we are marketing. The sons of Big Horn are outliers for calving ease, marbling and are well above breed average for growth. We feel the genetic horsepower combined with no holes phenotype will make this a popular sire group come sale day.



GW BIG HORN 491J Sire of Lots 70-79.



CCR BIG HORN 6065L Sells as Lot 70.

LOT 70 CCR BIG HORN 6065L

Homo Black II Polled 5/8 SM 3/8 AN
10/18/2023 6065L ASA# 4337887

| COLOR | SC | DISPOSITION | CALVING EASE | FRAME | GGP G+ |
|-------|----|-------------|--------------|-------|--------|
| Solid | 36 | 1 | **** | 5.6 | |

GW BREAKTHRU 045C SYDGEN FATE 2800
GW BIG HORN 491J CCR MS FATE 9792G
 GW MISS DUE NORTH 734E CCR MS E-Z-3 4408B

| | CE | BW | WW | YW | MCE | MILK | MWW |
|------|------|------|------|-------|------|-------|------|
| EPD | 19.6 | -0.1 | 75.2 | 120.1 | 11.0 | 29.3 | 66.8 |
| Rank | 3 | 50 | 55 | 45 | 5 | 15 | 30 |
| | STAY | DOC | CW | MARB | REA | \$API | \$TI |
| EPD | 15.6 | 14.2 | 39.1 | 0.76 | 0.69 | 165.6 | 91.2 |
| Rank | 40 | 30 | 35 | 10 | 50 | 10 | 20 |

TW



CCR BIG HORN 9789L Sells as Lot 71.

LOT 71 CCR BIG HORN 9789L

Homo Black II Homo Polled 5/8 SM 3/8 AN
10/30/2023 9789L ASA# 4338220

| COLOR | SC | DISPOSITION | CALVING EASE | FRAME | GGP G+ |
|-------|----|-------------|--------------|-------|--------|
| Solid | 36 | 2 | * | 6.1 | |

GW BREAKTHRU 045C MGR TREASURE
GW BIG HORN 491J CCR MS 5171 TRSURE 9789G
 GW MISS DUE NORTH 734E CCR MS 2073 COWBOY 5171C

| | CE | BW | WW | YW | MCE | MILK | MWW |
|------|------|-----|-------|-------|------|-------|-------|
| EPD | 10.8 | 2.7 | 101.9 | 162.0 | 6.7 | 24.8 | 76.5 |
| Rank | 75 | 95 | 1 | 2 | 55 | 45 | 4 |
| | STAY | DOC | CW | MARB | REA | \$API | \$TI |
| EPD | 15.9 | 9.6 | 47.2 | 0.96 | 0.76 | 171.4 | 107.4 |
| Rank | 40 | 85 | 15 | 2 | 40 | 5 | 1 |

LOT 72 CCR BIG HORN 9580L
 Homo Black II Polled 1/2 SM 1/2 AN
 9/18/2023 9580L ASA# 4338146

| COLOR | SC | DISPOSITION | CALVING EASE | FRAME | ♀GGP | G+ | ATM |
|-------|----|-------------|--------------|-------|------|----|-----|
| Solid | 41 | 2 | ** | 5.5 | | | |

GW BREAKTHRU 045C CONNEALY COMRADE 1385
 GW BIG HORN 491J CCR MS COMRADE 9576G
 GW MISS DUE NORTH 734E CCR MS COWBOY 8088F

| | CE | BW | WW | YW | MCE | MILK | MWW |
|------|------|------|------|-------|------|-------|------|
| EPD | 13.1 | 2.0 | 95.2 | 152.0 | 6.5 | 31.4 | 79.4 |
| Rank | 45 | 85 | 4 | 4 | 60 | 10 | 2 |
| | STAY | DOC | CW | MARB | REA | \$API | \$TI |
| EPD | 9.7 | 18.7 | 52.3 | 0.78 | 0.32 | 149.6 | 99.7 |
| Rank | 95 | 3 | 10 | 10 | 99 | 25 | 3 |

LOT 73 CCR BIG HORN 9575L
 Homo Black II Polled 5/8 SM 3/8 AN
 9/16/2023 9575L ASA# 4338143

| COLOR | SC | DISPOSITION | CALVING EASE | FRAME | ♀GGP | G+ |
|-------|----|-------------|--------------|-------|------|----|
| Solid | 38 | 1 | ** | 6.4 | | |

GW BREAKTHRU 045C CONNEALY COMRADE 1385
 GW BIG HORN 491J CCR MS COMRADE 9575G
 GW MISS DUE NORTH 734E CCR MS COWBOY 8038F

| | CE | BW | WW | YW | MCE | MILK | MWW |
|------|------|------|------|-------|------|-------|------|
| EPD | 14.6 | 1.2 | 89.4 | 143.4 | 7.4 | 23.3 | 68.4 |
| Rank | 30 | 75 | 10 | 10 | 45 | 55 | 25 |
| | STAY | DOC | CW | MARB | REA | \$API | \$TI |
| EPD | 13.4 | 16.4 | 34.3 | 0.71 | 0.41 | 155.3 | 95.7 |
| Rank | 65 | 10 | 45 | 10 | 90 | 20 | 10 |

LOT 74 CCR BIG HORN 9547L
 Homo Black II Homo Polled 5/8 SM 3/8 AN
 9/10/2023 9547L ASA# 4338134

| COLOR | SC | DISPOSITION | CALVING EASE | FRAME | ♀GGP | G+ |
|-------|----|-------------|--------------|-------|------|----|
| Solid | 38 | 1 | **** | 5.6 | | |

GW BREAKTHRU 045C CONNEALY COMRADE 1385
 GW BIG HORN 491J CCR MS COMRADE 9547G
 GW MISS DUE NORTH 734E CCR MS COWBOY 8028F

| | CE | BW | WW | YW | MCE | MILK | MWW |
|------|------|------|------|-------|------|-------|------|
| EPD | 18.4 | -3.7 | 65.9 | 100.4 | 9.0 | 31.7 | 65.0 |
| Rank | 5 | 10 | 85 | 85 | 20 | 5 | 35 |
| | STAY | DOC | CW | MARB | REA | \$API | \$TI |
| EPD | 13.9 | 15.4 | 22.7 | 0.88 | 0.49 | 168.3 | 92.2 |
| Rank | 60 | 20 | 85 | 4 | 85 | 10 | 15 |

LOT 75 CCR BIG HORN 9514L
 Homo Black II Homo Polled 1/2 SM 1/2 AN
 9/24/2023 9514L ASA# 4338128

| COLOR | SC | DISPOSITION | CALVING EASE | FRAME | ♀GGP | G+ |
|-------|----|-------------|--------------|-------|------|----|
| Solid | 34 | 1 | **** | 5.5 | | |

GW BREAKTHRU 045C MGR TREASURE
 GW BIG HORN 491J CCR MS TREASURE 9514G
 GW MISS DUE NORTH 734E CCR MS FRONTIER 7638E

| | CE | BW | WW | YW | MCE | MILK | MWW |
|------|------|------|------|-------|------|-------|------|
| EPD | 17.6 | -2.4 | 78.2 | 127.3 | 11.0 | 28.1 | 68.0 |
| Rank | 10 | 15 | 45 | 30 | 5 | 20 | 25 |
| | STAY | DOC | CW | MARB | REA | \$API | \$TI |
| EPD | 13.5 | 17.6 | 35.3 | 0.78 | 0.68 | 165.9 | 96.2 |
| Rank | 65 | 10 | 45 | 10 | 50 | 10 | 10 |

LOT 76 CCR BIG HORN 9598L
 Homo Black II Polled 5/8 SM 3/8 AN
 9/6/2023 9598L ASA# 4338149

| COLOR | SC | DISPOSITION | CALVING EASE | FRAME | ♀GGP | G+ |
|-------|------|-------------|--------------|-------|------|----|
| Solid | 37.5 | 1 | **** | 5.8 | | |

GW BREAKTHRU 045C CCR PAYDAY 0320C
 GW BIG HORN 491J CCR MS PAYDAY 9598G
 GW MISS DUE NORTH 734E CCR MS 6492D

| | CE | BW | WW | YW | MCE | MILK | MWW |
|------|------|------|------|-------|------|-------|------|
| EPD | 17.5 | -1.6 | 76.6 | 109.5 | 10.4 | 29.8 | 68.0 |
| Rank | 10 | 25 | 50 | 70 | 10 | 15 | 25 |
| | STAY | DOC | CW | MARB | REA | \$API | \$TI |
| EPD | 17.2 | 14.5 | 30.0 | 0.59 | 0.41 | 156.8 | 88.0 |
| Rank | 25 | 25 | 60 | 20 | 90 | 15 | 25 |

LOT 77 CCR BIG HORN 9710L
 Homo Black II Homo Polled 5/8 SM 3/8 AN
 9/10/2023 9710L ASA# 4338186

| COLOR | SC | DISPOSITION | CALVING EASE | FRAME | ♀GGP | G+ | ACE |
|-------|----|-------------|--------------|-------|------|----|-----|
| Solid | 36 | 1 | **** | 5.4 | | | |

GW BREAKTHRU 045C CCR WICHITA 4069D
 GW BIG HORN 491J CCR MS 6028 WICHITA 9710G
 GW MISS DUE NORTH 734E CCR MS 2138 BOLDR 6028D

| | CE | BW | WW | YW | MCE | MILK | MWW |
|------|------|------|------|-------|------|-------|------|
| EPD | 19.8 | -2.0 | 81.0 | 116.6 | 12.1 | 25.2 | 65.6 |
| Rank | 2 | 20 | 35 | 55 | 2 | 40 | 35 |
| | STAY | DOC | CW | MARB | REA | \$API | \$TI |
| EPD | 13.6 | 20.9 | 16.7 | 0.44 | 0.32 | 147.3 | 87.6 |
| Rank | 65 | 1 | 95 | 40 | 99 | 30 | 30 |

LOT 78 CCR BIG HORN 9539L
 Homo Black II Homo Polled 5/8 SM 3/8 AN
 9/14/2023 9539L ASA# 4338132

| COLOR | SC | DISPOSITION | CALVING EASE | FRAME | ♀GGP | G+ | ATM |
|-------|----|-------------|--------------|-------|------|----|-----|
| Solid | 41 | 1 | **** | 5.8 | | | |

GW BREAKTHRU 045C ES DZ3
 GW BIG HORN 491J CCR MS DZ3 9539G
 GW MISS DUE NORTH 734E CCR MS WIDE RANGE 7686E

| | CE | BW | WW | YW | MCE | MILK | MWW |
|------|------|------|------|-------|------|-------|------|
| EPD | 16.1 | -0.2 | 85.8 | 143.0 | 9.3 | 23.3 | 66.3 |
| Rank | 15 | 45 | 20 | 10 | 20 | 55 | 30 |
| | STAY | DOC | CW | MARB | REA | \$API | \$TI |
| EPD | 14.0 | 15.5 | 35.9 | 0.64 | 0.63 | 156.4 | 93.9 |
| Rank | 60 | 20 | 40 | 15 | 60 | 20 | 10 |

LOT 79 CCR BIG HORN 8740L
 Homo Black II Homo Polled 5/8 SM 3/8 AN
 9/15/2023 8740L ASA# 4338124

| COLOR | SC | DISPOSITION | CALVING EASE | FRAME | ♀GGP | G+ | ACE |
|-------|----|-------------|--------------|-------|------|----|-----|
| Solid | 36 | 1 | **** | 5.6 | | | |

GW BREAKTHRU 045C CCR SPARTAN 9124A
 GW BIG HORN 491J CCR MS SPARTAN 8740F
 GW MISS DUE NORTH 734E CCR MS SINGLETARY 2401Z

| | CE | BW | WW | YW | MCE | MILK | MWW |
|------|------|------|------|-------|------|-------|------|
| EPD | 20.5 | -2.9 | 81.1 | 120.9 | 12.9 | 22.3 | 62.8 |
| Rank | 2 | 10 | 30 | 45 | 1 | 65 | 50 |
| | STAY | DOC | CW | MARB | REA | \$API | \$TI |
| EPD | 14.5 | 19.0 | 13.3 | 0.72 | 0.17 | 167.7 | 95.7 |
| Rank | 55 | 3 | 99 | 10 | 99 | 10 | 10 |

LRS CROSSFIT 4306J

Crossfit is a first generation SimAngus bull we purchased from the Lasse Simmental Ranch in Montanna. The Crossfit sons receive high marks for uniformity. The entire sire group will supply extra fleshing ability and added stoutness. The bulls are great for foot quality and will improve docility.



LRS CROSSFIT 4306J Sire of Lots 80-86.

LOT 80 CCR CROSSFIT 4463L

Black || Polled 3/4 SM 1/4 AN
9/8/2023 4463L ASA# 4337834

| COLOR | SC | DISPOSITION | CALVING EASE | FRAME | ⚡GGP | G+ | ACE |
|-------|----|-------------|--------------|-------|------|----|-----|
| Solid | 38 | 1 | **** | 5.7 | | | |

MUSGRAVE 316 STUNNER IR EXPEDITION W413
LRS CROSSFIT 4306J CCR MS EXPEDITION 4463B
LRS MS CLASS ACT 437B CCR 061 DICE 7072T

| | CE | BW | WW | YW | MCE | MILK | MWW |
|------|------|------|------|------|------|-------|------|
| EPD | 18.1 | -3.6 | 59.9 | 88.1 | 8.8 | 28.6 | 58.7 |
| Rank | 10 | 10 | 95 | 95 | 25 | 20 | 70 |
| | STAY | DOC | CW | MARB | REA | \$API | \$TI |
| EPD | 19.8 | 10.2 | 24.9 | 0.39 | 0.59 | 150.1 | 76.1 |
| Rank | 10 | 80 | 75 | 50 | 70 | 25 | 70 |

LOT 81 CCR CROSSFIT 6082L

Homo Black || Homo Polled 1/2 SM 1/2 AN
9/8/2023 6082L ASA# 4337889

| COLOR | SC | DISPOSITION | CALVING EASE | FRAME | ⚡GGP | G+ |
|-------|----|-------------|--------------|-------|------|----|
| Solid | 40 | 1 | ** | 5.6 | | |

MUSGRAVE 316 STUNNER CCR FRONTIER 0053Z
LRS CROSSFIT 4306J CCR MS FRONTIER 6082D
LRS MS CLASS ACT 437B CCR MS BARB 2132Z

| | CE | BW | WW | YW | MCE | MILK | MWW |
|------|------|------|------|-------|------|-------|------|
| EPD | 11.6 | -1.9 | 74.5 | 119.0 | 3.9 | 26.3 | 63.7 |
| Rank | 65 | 20 | 55 | 50 | 95 | 30 | 45 |
| | STAY | DOC | CW | MARB | REA | \$API | \$TI |
| EPD | 21.6 | 15.0 | 47.8 | 0.59 | 1.02 | 161.0 | 87.7 |
| Rank | 2 | 20 | 15 | 20 | 10 | 15 | 30 |

LOT 82 CCR CROSSFIT 6095L

Homo Black || Homo Polled 1/2 SM 1/2 AN
10/9/2023 6095L ASA# 4337890

| COLOR | SC | DISPOSITION | CALVING EASE | FRAME | ⚡GGP | G+ | ATM |
|-------|----|-------------|--------------|-------|------|----|-----|
| Solid | 39 | 2 | ** | 5.8 | | | |

MUSGRAVE 316 STUNNER GIBBS 3009A ELEMENT
LRS CROSSFIT 4306J CCR MS 2407 ELEMNT 6095D
LRS MS CLASS ACT 437B CCR MS ADDISON 2407Z

| | CE | BW | WW | YW | MCE | MILK | MWW |
|------|------|------|------|-------|------|-------|------|
| EPD | 10.5 | -1.0 | 84.7 | 132.3 | 4.7 | 31.6 | 74.1 |
| Rank | 80 | 35 | 20 | 25 | 85 | 10 | 10 |
| | STAY | DOC | CW | MARB | REA | \$API | \$TI |
| EPD | 17.5 | 17.2 | 52.3 | 0.63 | 0.91 | 155.6 | 93.9 |
| Rank | 20 | 10 | 10 | 15 | 15 | 20 | 10 |

LOT 83 CCR CROSSFIT 6129L

Homo Black || Homo Polled 1/2 SM 1/2 AN
9/11/2023 6129L ASA# 4337892

| COLOR | SC | DISPOSITION | CALVING EASE | FRAME | ⚡GGP | G+ |
|-------|----|-------------|--------------|-------|------|----|
| Solid | 36 | 2 | *** | 5.8 | | |

MUSGRAVE 316 STUNNER CCR COWBOY CUT 5048Z
LRS CROSSFIT 4306J CCR MS 0056 CWBOY 6129D
LRS MS CLASS ACT 437B CCR MS MAINLINE 0056

| | CE | BW | WW | YW | MCE | MILK | MWW |
|------|------|------|------|-------|------|-------|------|
| EPD | 14.3 | -2.1 | 77.3 | 123.6 | 6.5 | 31.9 | 70.8 |
| Rank | 30 | 20 | 45 | 40 | 60 | 5 | 15 |
| | STAY | DOC | CW | MARB | REA | \$API | \$TI |
| EPD | 18.9 | 14.0 | 40.2 | 0.63 | 0.36 | 161.4 | 90.4 |
| Rank | 10 | 30 | 30 | 15 | 95 | 15 | 20 |

LOT
84

CCR CROSSFIT 6529L

Black II Homo Polled 1/2 SM 1/2 AN
9/3/2023 6529L ASA# 4337926

| COLOR | SC | DISPOSITION | CALVING EASE | FRAME | GGP |
|-------|----|-------------|--------------|-------|-----|
| Solid | 41 | 2 | ** | 5.7 | GGP |

MUSGRAVE 316 STUNNER CCR HOOVERSON 9314A
LRS CROSSFIT 4306J CCR MS 6529D
LRS MS CLASS ACT 437B CCR MS RED LINE 4428B

| | CE | BW | WW | YW | MCE | MILK | MWW |
|------|------|------|------|-------|------|-------|------|
| EPD | 13.6 | 0.4 | 79.4 | 135.0 | 4.8 | 30.5 | 70.4 |
| Rank | 40 | 60 | 40 | 20 | 85 | 10 | 15 |
| | STAY | DOC | CW | MARB | REA | \$API | \$TI |
| EPD | 15.7 | 13.3 | 56.1 | 0.49 | 1.09 | 146.4 | 87.1 |
| Rank | 40 | 40 | 5 | 30 | 4 | 30 | 30 |

Need More Calving Ease?

83% of the bulls in the offering have DOUBLE DIGIT CED EPDs.

LOT
85

CCR CROSSFIT 7021L

Homo Black II Polled 1/2 SM 1/2 AN
9/12/2023 7021L ASA# 4337936

| COLOR | SC | DISPOSITION | CALVING EASE | FRAME | GGP | G+ | ATM |
|-------|----|-------------|--------------|-------|-----|----|-----|
| Solid | 38 | 1 | ** | 5.6 | GGP | G+ | ATM |

MUSGRAVE 316 STUNNER GDAR LEUPOLD 298
LRS CROSSFIT 4306J CCR MS 1339 LUPLD 7021E
LRS MS CLASS ACT 437B CCR MS L TAYLOR 1339Y

| | CE | BW | WW | YW | MCE | MILK | MWW |
|------|------|------|------|-------|------|-------|------|
| EPD | 11.8 | 0.8 | 86.8 | 148.9 | 3.7 | 26.4 | 70.1 |
| Rank | 65 | 65 | 15 | 5 | 95 | 30 | 15 |
| | STAY | DOC | CW | MARB | REA | \$API | \$TI |
| EPD | 16.5 | 18.1 | 51.0 | 0.42 | 0.91 | 144.6 | 88.7 |
| Rank | 30 | 4 | 10 | 45 | 15 | 35 | 25 |

LOT
86

CCR CROSSFIT 6028L

Homo Black II Homo Polled 1/2 SM 1/2 AN
9/11/2023 6028L ASA# 4337886

| COLOR | SC | DISPOSITION | CALVING EASE | FRAME | GGP | G+ |
|-------|----|-------------|--------------|-------|-----|----|
| Solid | 40 | 1 | **** | 5.2 | GGP | G+ |

MUSGRAVE 316 STUNNER CCR BOULDER 1339A
LRS CROSSFIT 4306J CCR MS 2138 BOLDR 6028D
LRS MS CLASS ACT 437B CCR MS 7332REVENUE 2138Z

| | CE | BW | WW | YW | MCE | MILK | MWW |
|------|------|------|------|-------|------|-------|------|
| EPD | 15.1 | 0.2 | 84.3 | 137.6 | 7.8 | 27.0 | 69.1 |
| Rank | 25 | 55 | 25 | 15 | 35 | 25 | 20 |
| | STAY | DOC | CW | MARB | REA | \$API | \$TI |
| EPD | 20.0 | 19.7 | 42.9 | 0.55 | 0.57 | 160.2 | 90.2 |
| Rank | 5 | 2 | 25 | 25 | 70 | 15 | 20 |



CLRS HERDBOOK 316H

Herdbook is one of the best bulls we have ever ran for handling the details. The cattle are superb for docility and truly impressive to study in the flesh. He covers all the traits you admire out of his famous sire Triple Crown while adding even more punch from a growth and muscle standpoint. We promise any cattlemen will admire the Herdbook sons.



CLRS HERDBOOK 316H Sire of Lots 87-98.

LOT 87 CCR HERDBOOK 8636L

Homo Black || Homo Polled 3/4 SM 1/4 AN
9/11/2023 8636L ASA# 4338096

| COLOR | SC | DISPOSITION | CALVING EASE | FRAME | GGP | ATM |
|-------|----|-------------|--------------|-------|-----|-----|
| Solid | 37 | 1 | ** | 5.7 | GGP | G+ |

GW TRIPLE CROWN 018C CCR COWBOY CUT 5048Z
CLRS HERDBOOK 316H CCR MS 5161 COWBOY 8636F
CLRS ALL XCELLENCE 316 A CCR MS 9332 PHENOM 5161C

| | CE | BW | WW | YW | MCE | MILK | MWW |
|------|------|------|------|-------|------|-------|------|
| EPD | 11.0 | 0.6 | 77.9 | 106.3 | 7.6 | 24.8 | 63.6 |
| Rank | 75 | 60 | 45 | 75 | 40 | 45 | 45 |
| | STAY | DOC | CW | MARB | REA | \$API | \$TI |
| EPD | 16.5 | 19.6 | 19.9 | 0.53 | 0.71 | 140.6 | 84.2 |
| Rank | 30 | 2 | 90 | 25 | 45 | 40 | 40 |

LOT 88 CCR HERDBOOK 7662L

Homo Black || Homo Polled 5/8 SM 3/8 AN
9/12/2023 7662L ASA# 4337996

| COLOR | SC | DISPOSITION | CALVING EASE | FRAME | GGP | ATM |
|-------|----|-------------|--------------|-------|-----|--------|
| Solid | 41 | 1 | * | 5.6 | GGP | G+ ATM |

GW TRIPLE CROWN 018C CCR COWBOY CUT 5048Z
CLRS HERDBOOK 316H CCR MS COWBOY 7662E
CLRS ALL XCELLENCE 316 A CCR MS DEBT FREE 4535B

| | CE | BW | WW | YW | MCE | MILK | MWW |
|------|------|------|------|-------|------|-------|------|
| EPD | 8.5 | 3.5 | 95.1 | 141.6 | 6.1 | 26.5 | 74.0 |
| Rank | 95 | 99 | 4 | 15 | 65 | 30 | 10 |
| | STAY | DOC | CW | MARB | REA | \$API | \$TI |
| EPD | 18.7 | 20.6 | 58.9 | 0.38 | 1.11 | 137.1 | 87.8 |
| Rank | 15 | 1 | 4 | 50 | 4 | 45 | 30 |

LOT 89 CCR HERDBOOK 7653L

Homo Black || Homo Polled 5/8 SM 3/8 AN
9/8/2023 7653L ASA# 4337993

| COLOR | SC | DISPOSITION | CALVING EASE | FRAME | GGP | ATM |
|-------|----|-------------|--------------|-------|-----|-----|
| Solid | 39 | 1 | * | 5.8 | GGP | ATM |

GW TRIPLE CROWN 018C CCR COWBOY CUT 5048Z
CLRS HERDBOOK 316H CCR MS COWBOY 7653E
CLRS ALL XCELLENCE 316 A CCR MS GRADUATE 4504B

| | CE | BW | WW | YW | MCE | MILK | MWW |
|------|------|------|------|-------|------|-------|------|
| EPD | 9.9 | 1.8 | 92.9 | 142.0 | 6.3 | 23.2 | 69.5 |
| Rank | 85 | 85 | 10 | 10 | 60 | 60 | 20 |
| | STAY | DOC | CW | MARB | REA | \$API | \$TI |
| EPD | 17.6 | 20.0 | 48.3 | 0.26 | 0.84 | 132.7 | 85.4 |
| Rank | 20 | 2 | 15 | 70 | 25 | 55 | 35 |

LOT 90 CCR HERDBOOK 7055L

Homo Black || Polled 5/8 SM 3/8 AN
9/10/2023 7055L ASA# 4337941

| COLOR | SC | DISPOSITION | CALVING EASE | FRAME | GGP | ATM |
|-------|----|-------------|--------------|-------|-----|--------|
| Solid | 36 | 1 | ** | 5.8 | GGP | G+ ATM |

GW TRIPLE CROWN 018C CCR COWBOY CUT 5048Z
CLRS HERDBOOK 316H CCR MS COWBOY 7055E
CLRS ALL XCELLENCE 316 A CCR MS FOCUS 70215168C

| | CE | BW | WW | YW | MCE | MILK | MWW |
|------|------|------|------|-------|------|-------|------|
| EPD | 10.7 | 1.4 | 90.1 | 133.7 | 6.9 | 21.2 | 66.0 |
| Rank | 75 | 75 | 10 | 20 | 50 | 75 | 35 |
| | STAY | DOC | CW | MARB | REA | \$API | \$TI |
| EPD | 12.7 | 20.4 | 45.3 | 0.55 | 0.74 | 138.5 | 90.9 |
| Rank | 75 | 1 | 20 | 25 | 40 | 45 | 20 |

LOT **91** CCR HERDBOOK 0421L

Homo Black || Homo Polled 5/8 SM 3/8 AN
9/9/2023 0421L ASA# 4338352

| COLOR | SC | DISPOSITION | CALVING EASE | FRAME | ♀GGP | G+ | ATM |
|-------|----|-------------|--------------|-------|------|----|-----|
| Solid | 37 | 1 | ** | 5.9 | | | |

GW TRIPLE CROWN 018C CCR COWBOY CUT 5048Z
CLRS HERDBOOK 316H CCR MS COWBOY 0421H
CLRS ALL XCELLENCE 316 A CCR MS YUMA 7565E

| | CE | BW | WW | YW | MCE | MILK | MWW |
|------|------|------|------|-------|------|-------|------|
| EPD | 10.5 | 1.4 | 88.8 | 135.7 | 6.9 | 28.3 | 72.9 |
| Rank | 80 | 75 | 15 | 20 | 50 | 20 | 10 |
| | STAY | DOC | CW | MARB | REA | \$API | \$TI |
| EPD | 18.2 | 20.1 | 39.0 | 0.29 | 0.79 | 135.9 | 85.2 |
| Rank | 15 | 2 | 35 | 65 | 35 | 50 | 35 |

LOT **92** CCR HERDBOOK 0409L

Homo Black || Polled 5/8 SM 3/8 AN
8/31/2023 0409L ASA# 4338343

| COLOR | SC | DISPOSITION | CALVING EASE | FRAME | ♀GGP | G+ |
|-------|----|-------------|--------------|-------|------|----|
| Solid | 40 | 1 | **** | 5.5 | | |

GW TRIPLE CROWN 018C HOOK'S FRONTLINE 40F
CLRS HERDBOOK 316H CCR MS FRONTLINE 0409H
CLRS ALL XCELLENCE 316 A CCR MS ABILENE 7075E

| | CE | BW | WW | YW | MCE | MILK | MWW |
|------|------|------|------|------|------|-------|------|
| EPD | 15.9 | -3.5 | 65.6 | 92.8 | 10.3 | 25.3 | 58.0 |
| Rank | 20 | 10 | 85 | 95 | 10 | 40 | 70 |
| | STAY | DOC | CW | MARB | REA | \$API | \$TI |
| EPD | 17.1 | 20.2 | 12.1 | 0.78 | 0.64 | 165.8 | 89.3 |
| Rank | 25 | 2 | 99 | 10 | 60 | 10 | 25 |

LOT **93** CCR HERDBOOK 7523L

Homo Black || Homo Polled 1/2 SM 1/2 AN
9/8/2023 7523L ASA# 4337961

| COLOR | SC | DISPOSITION | CALVING EASE | FRAME | ♀GGP | G+ | ATM |
|-------|----|-------------|--------------|-------|------|----|-----|
| Solid | 40 | 1 | ** | 5.7 | | | |

GW TRIPLE CROWN 018C BASIN YUMA 4286
CLRS HERDBOOK 316H CCR MS YUMA 7523E
CLRS ALL XCELLENCE 316 A CCR MS SPARTAN 5442C

| | CE | BW | WW | YW | MCE | MILK | MWW |
|------|------|------|------|-------|------|-------|-------|
| EPD | 11.2 | 0.6 | 99.8 | 153.6 | 7.9 | 20.0 | 70.1 |
| Rank | 70 | 60 | 2 | 4 | 35 | 85 | 15 |
| | STAY | DOC | CW | MARB | REA | \$API | \$TI |
| EPD | 15.4 | 14.2 | 55.4 | 0.85 | 0.73 | 167.0 | 105.2 |
| Rank | 45 | 30 | 5 | 4 | 45 | 10 | 1 |

LOT **94** CCR HERDBOOK 0265L

Homo Black || Homo Polled 3/4 SM 1/4 AN
8/26/2023 0265L ASA# 4338271

| COLOR | SC | DISPOSITION | CALVING EASE | FRAME | ♀GGP | G+ |
|-------|----|-------------|--------------|-------|------|----|
| Solid | 38 | 1 | *** | 5.7 | | |

GW TRIPLE CROWN 018C HOOK'S FRONTLINE 40F
CLRS HERDBOOK 316H CCR MS FRONTLINE 0265H
CLRS ALL XCELLENCE 316 A CCR MS COWBOY 4029B

| | CE | BW | WW | YW | MCE | MILK | MWW |
|------|------|------|------|-------|------|-------|------|
| EPD | 13.5 | -2.2 | 78.1 | 118.0 | 9.5 | 26.6 | 65.6 |
| Rank | 40 | 20 | 45 | 50 | 15 | 30 | 35 |
| | STAY | DOC | CW | MARB | REA | \$API | \$TI |
| EPD | 22.5 | 18.4 | 25.2 | 0.41 | 0.67 | 156.4 | 85.9 |
| Rank | 1 | 4 | 75 | 45 | 55 | 20 | 35 |

TW

LOT **95** CCR HERDBOOK 0268L

Homo Black || Homo Polled 3/4 SM 1/4 AN
8/26/2023 0268L ASA# 4338273

| COLOR | SC | DISPOSITION | CALVING EASE | FRAME | ♀GGP | G+ | ATM |
|-------|----|-------------|--------------|-------|------|----|-----|
| Solid | 39 | 1 | ** | 5.8 | | | |

GW TRIPLE CROWN 018C HOOK'S FRONTLINE 40F
CLRS HERDBOOK 316H CCR MS FRONTLINE 0268H
CLRS ALL XCELLENCE 316 A CCR MS COWBOY 5430C

| | CE | BW | WW | YW | MCE | MILK | MWW |
|------|------|------|------|-------|------|-------|------|
| EPD | 13.6 | -0.1 | 89.2 | 130.5 | 9.5 | 25.1 | 69.6 |
| Rank | 40 | 50 | 15 | 25 | 15 | 40 | 20 |
| | STAY | DOC | CW | MARB | REA | \$API | \$TI |
| EPD | 22.8 | 21.2 | 30.5 | 0.35 | 0.99 | 154.7 | 89.0 |
| Rank | 1 | 1 | 60 | 55 | 10 | 20 | 25 |

TW

LOT **96** CCR HERDBOOK 0348L

Homo Black || Homo Polled 3/4 SM 1/4 AN
9/2/2023 0348L ASA# 4338305

| COLOR | SC | DISPOSITION | CALVING EASE | FRAME | ♀GGP | G+ |
|-------|----|-------------|--------------|-------|------|----|
| Solid | 36 | 1 | ** | 5.4 | | |

GW TRIPLE CROWN 018C HOOK'S FRONTLINE 40F
CLRS HERDBOOK 316H CCR MS FRONTLINE 0348H
CLRS ALL XCELLENCE 316 A CCR MS 2302 WD RNG 5533C

| | CE | BW | WW | YW | MCE | MILK | MWW |
|------|------|------|------|-------|------|-------|------|
| EPD | 11.7 | -1.0 | 71.4 | 102.3 | 8.0 | 26.4 | 62.0 |
| Rank | 65 | 35 | 70 | 80 | 35 | 30 | 50 |
| | STAY | DOC | CW | MARB | REA | \$API | \$TI |
| EPD | 19.8 | 18.6 | 22.6 | 0.27 | 0.67 | 135.3 | 76.4 |
| Rank | 10 | 3 | 85 | 70 | 55 | 50 | 70 |

LOT **97** CCR HERDBOOK 0446L

Homo Black || Homo Polled 5/8 SM 3/8 AN
8/25/2023 0446L ASA# 4338363

| COLOR | SC | DISPOSITION | CALVING EASE | FRAME | ♀GGP | G+ |
|-------|----|-------------|--------------|-------|------|----|
| Solid | 39 | 1 | ** | 5.7 | | |

GW TRIPLE CROWN 018C HOOK'S FRONTLINE 40F
CLRS HERDBOOK 316H CCR MS FRONTLINE 0446H
CLRS ALL XCELLENCE 316 A CCR MS 707 SINGL 4036B

| | CE | BW | WW | YW | MCE | MILK | MWW |
|------|------|------|------|-------|------|-------|------|
| EPD | 11.7 | -0.8 | 78.0 | 125.7 | 8.0 | 25.9 | 65.0 |
| Rank | 65 | 35 | 45 | 35 | 35 | 35 | 35 |
| | STAY | DOC | CW | MARB | REA | \$API | \$TI |
| EPD | 18.0 | 20.4 | 42.1 | 0.50 | 1.11 | 150.1 | 87.3 |
| Rank | 20 | 1 | 25 | 30 | 4 | 25 | 30 |

TW

LOT **98** CCR HERDBOOK 4069L

Homo Black || Homo Polled 5/8 SM 3/8 AN
9/14/2023 4069L ASA# 4337814

| COLOR | SC | DISPOSITION | CALVING EASE | FRAME | ♀GGP | G+ |
|-------|----|-------------|--------------|-------|------|----|
| Solid | 38 | 1 | ** | 5.8 | | |

GW TRIPLE CROWN 018C CCR COWBOY CUT 5048Z
CLRS HERDBOOK 316H CCR MS 707 COWBOY 4069B
CLRS ALL XCELLENCE 316 A S D S PRINCESS 707T

| | CE | BW | WW | YW | MCE | MILK | MWW |
|------|------|------|------|-------|------|-------|------|
| EPD | 12.3 | 0.1 | 82.3 | 126.1 | 7.0 | 29.1 | 70.3 |
| Rank | 55 | 50 | 30 | 35 | 50 | 15 | 15 |
| | STAY | DOC | CW | MARB | REA | \$API | \$TI |
| EPD | 18.9 | 21.9 | 30.6 | 0.39 | 0.84 | 145.5 | 86.2 |
| Rank | 10 | 1 | 60 | 50 | 25 | 35 | 35 |

BOLD RULER AND GENESIS SONS



KBHR BOLD RULER H152 Sire of Lots 99-101.



CCR RULER 1261L Sells as Lot 99.

LOT **100** **CCR RULER 1407L**
 Homo Black || Homo Polled PB SM
 8/27/2023 1407L ASA# 4338486

| COLOR | SC | DISPOSITION | CALVING EASE | FRAME | GGP | G+ |
|-------|----|-------------|--------------|-------|-----|----|
| Solid | 37 | 1 | **** | 5.5 | | |

WS PROCLAMATION E202 HOOK'S GALILEO 210G
KBHR BOLD RULER H152 CCR MS GALILEO 1407J
 BAR CK MS X38 106Z CCR MS ENCORE 9519G

| | CE | BW | WW | YW | MCE | MILK | MWW |
|------|------|------|------|-------|------|-------|-------|
| EPD | 18.0 | -4.0 | 78.9 | 122.6 | 11.7 | 28.8 | 68.2 |
| Rank | 2 | 1 | 45 | 40 | 1 | 15 | 25 |
| | STAY | DOC | CW | MARB | REA | \$API | \$TI |
| EPD | 21.9 | 16.7 | 36.1 | 0.93 | 0.46 | 205.0 | 106.3 |
| Rank | 2 | 10 | 25 | 1 | 99 | 1 | 1 |

Cow Camp will retain 50% semen interest.



LBRB GENESIS G69 Sire of Lots 102-104.



CCR MS 8012 COWBOY 4085B

Maternal Grandam of Lot 99.

LOT **99** **CCR RULER 1261L**
 Homo Black || Homo Polled 3/4 SM 1/4 AN
 8/26/2023 1261L ASA# 4338423

| COLOR | SC | DISPOSITION | CALVING EASE | FRAME | GGP | G+ | ACE |
|-------|----|-------------|--------------|-------|-----|----|-----|
| Solid | 40 | 2 | **** | 5.5 | | | |

WS PROCLAMATION E202 HOOK'S GALILEO 210G
KBHR BOLD RULER H152 CCR MS 4085 GALILEO 1261J
 BAR CK MS X38 106Z CCR MS 8012 COWBOY 4085B

| | CE | BW | WW | YW | MCE | MILK | MWW |
|------|------|------|------|-------|------|-------|------|
| EPD | 19.3 | -4.3 | 76.5 | 123.4 | 12.4 | 30.7 | 68.9 |
| Rank | 3 | 4 | 50 | 40 | 2 | 10 | 20 |
| | STAY | DOC | CW | MARB | REA | \$API | \$TI |
| EPD | 18.4 | 19.9 | 29.0 | 0.87 | 0.49 | 185.0 | 99.9 |
| Rank | 15 | 2 | 65 | 4 | 85 | 2 | 3 |

LOT **101** **CCR RULER 1416L**
 Homo Black || Homo Polled PB SM
 8/31/2023 1416L ASA# 4338492

| COLOR | SC | DISPOSITION | CALVING EASE | FRAME | GGP | G+ | ACE |
|-------|----|-------------|--------------|-------|-----|----|-----|
| Solid | 35 | 1 | **** | 5.2 | | | |

WS PROCLAMATION E202 HOOK'S GALILEO 210G
KBHR BOLD RULER H152 CCR MS GALILEO 1416J
 BAR CK MS X38 106Z CCR MS ENCORE 9734G

| | CE | BW | WW | YW | MCE | MILK | MWW |
|------|------|------|------|-------|------|-------|------|
| EPD | 16.7 | -3.3 | 72.3 | 113.3 | 10.7 | 28.1 | 64.2 |
| Rank | 5 | 2 | 75 | 60 | 2 | 15 | 40 |
| | STAY | DOC | CW | MARB | REA | \$API | \$TI |
| EPD | 21.5 | 20.9 | 33.0 | 0.82 | 0.68 | 193.5 | 99.0 |
| Rank | 3 | 1 | 35 | 1 | 90 | 1 | 5 |

LOT **102** **CCR GENESIS 0231L**
 Homo Black || Homo Polled 3/4 SM 1/4 AN
 9/7/2023 0231L ASA# 4338253

| COLOR | SC | DISPOSITION | CALVING EASE | FRAME | GGP | G+ | ATM |
|-------|----|-------------|--------------|-------|-----|----|-----|
| Solid | 39 | 1 | * | 5.7 | | | |

WS PROCLAMATION E202 CCR BOULDER 1339A
LBRB GENESIS G69 CCR MS BOULDER 0231H
 LBR DIANA D69 CCR MS 4015 ABLNE 8518F

| | CE | BW | WW | YW | MCE | MILK | MWW |
|------|------|------|------|-------|------|-------|-------|
| EPD | 8.0 | 3.1 | 96.9 | 145.2 | 3.7 | 18.4 | 66.7 |
| Rank | 95 | 95 | 3 | 10 | 95 | 90 | 30 |
| | STAY | DOC | CW | MARB | REA | \$API | \$TI |
| EPD | 17.1 | 18.2 | 27.6 | 0.86 | 0.66 | 160.8 | 100.1 |
| Rank | 25 | 4 | 70 | 4 | 55 | 15 | 3 |

LOT **CCR GENESIS 0463L**
I03 Homo Black || Homo Polled 3/4 SM 1/4 AN
 9/6/2023 0463L ASA# 4338372

LOT **CCR GENESIS 9808L**
I04 Homo Black || Homo Polled PB SM
 9/3/2023 9808L ASA# 4338227

| COLOR | SC | DISPOSITION | CALVING EASE | FRAME | LOGO |
|-------|----|-------------|--------------|-------|------------|
| Solid | 38 | 1 | * | 6.5 | GGP G+ ATM |

| COLOR | SC | DISPOSITION | CALVING EASE | FRAME | LOGO |
|-------|----|-------------|--------------|-------|------------|
| Solid | 38 | 1 | * | 5.6 | GGP G+ ATM |

WS PROCLAMATION E202 ES DZ3
LBR GENESIS G69 CCR MS DZ3 0463H
 LBR DIANA D69 CCR MS 8012 COWBOY 4104B

WS PROCLAMATION E202 CCR CORNERSTONE 9362D
LBR GENESIS G69 CCR MS CORNERSTONE 9808G
 LBR DIANA D69 CCR MS 9332 E-Z-3 3362A

| CE | BW | WW | YW | MCE | MILK | MWW |
|------|------|-------|-------|------|-------|-------|
| 7.3 | 2.9 | 106.1 | 175.4 | 1.9 | 23.3 | 76.4 |
| 99 | 95 | 1 | 1 | 99 | 55 | 4 |
| STAY | DOC | CW | MARB | REA | \$API | \$TI |
| 15.1 | 14.6 | 66.6 | 0.69 | 0.59 | 152.4 | 102.0 |
| 50 | 25 | 1 | 15 | 70 | 20 | 2 |

| CE | BW | WW | YW | MCE | MILK | MWW |
|------|------|-------|-------|------|-------|------|
| 10.1 | 4.0 | 103.5 | 152.9 | 4.2 | 22.7 | 74.4 |
| 70 | 95 | 2 | 3 | 80 | 55 | 10 |
| STAY | DOC | CW | MARB | REA | \$API | \$TI |
| 13.8 | 14.8 | 58.6 | 0.52 | 0.97 | 150.3 | 99.5 |
| 70 | 20 | 1 | 10 | 30 | 25 | 4 |

2025 PUREBRED SIMMENTAL PERCENTILE TABLE

| % | API | TI | CE | BW | WW | ADG | YW | MCE | MLK | MWW | STY | DOC | CWT | YG | MRB | BF | REA |
|-----|--------|--------|-------|-------|--------|------|--------|-------|-------|-------|-------|-------|-------|-------|-------|-------|------|
| 1 | 185.79 | 105.06 | 18.70 | -3.70 | 103.50 | 0.38 | 161.80 | 11.20 | 34.10 | 80.30 | 22.60 | 19.20 | 57.80 | -0.56 | 0.76 | -0.12 | 1.34 |
| 2 | 179.45 | 102.27 | 17.80 | -3.10 | 100.10 | 0.36 | 155.90 | 10.60 | 32.70 | 78.40 | 21.60 | 18.20 | 53.50 | -0.54 | 0.68 | -0.11 | 1.27 |
| 3 | 175.43 | 100.43 | 17.20 | -2.60 | 98.20 | 0.35 | 152.20 | 10.20 | 31.90 | 77.00 | 21.10 | 17.60 | 51.10 | -0.53 | 0.64 | -0.11 | 1.23 |
| 4 | 172.89 | 99.07 | 16.70 | -2.30 | 96.80 | 0.34 | 149.70 | 9.90 | 31.30 | 76.00 | 20.60 | 17.20 | 49.20 | -0.52 | 0.60 | -0.11 | 1.20 |
| 5 | 170.43 | 97.89 | 16.30 | -2.10 | 95.50 | 0.34 | 147.60 | 9.70 | 30.80 | 75.20 | 20.30 | 16.90 | 47.50 | -0.51 | 0.57 | -0.10 | 1.18 |
| 10 | 161.80 | 93.81 | 15.10 | -1.30 | 91.40 | 0.31 | 140.40 | 8.80 | 29.10 | 72.40 | 19.30 | 15.60 | 42.40 | -0.48 | 0.47 | -0.10 | 1.10 |
| 15 | 156.22 | 91.15 | 14.30 | -0.70 | 88.60 | 0.30 | 135.50 | 8.20 | 27.90 | 70.40 | 18.60 | 14.80 | 39.20 | -0.47 | 0.40 | -0.09 | 1.05 |
| 20 | 151.51 | 89.08 | 13.70 | -0.30 | 86.40 | 0.29 | 131.70 | 7.70 | 26.90 | 68.90 | 18.10 | 14.20 | 36.80 | -0.45 | 0.35 | -0.09 | 1.01 |
| 25 | 147.50 | 87.18 | 13.20 | 0.00 | 84.50 | 0.28 | 128.40 | 7.40 | 26.10 | 67.40 | 17.60 | 13.60 | 34.80 | -0.44 | 0.31 | -0.09 | 0.98 |
| 30 | 143.94 | 85.54 | 12.80 | 0.30 | 82.80 | 0.27 | 125.40 | 7.00 | 25.40 | 66.20 | 17.20 | 13.20 | 33.00 | -0.43 | 0.27 | -0.08 | 0.96 |
| 35 | 140.68 | 84.09 | 12.40 | 0.60 | 81.30 | 0.26 | 122.80 | 6.70 | 24.80 | 65.00 | 16.80 | 12.70 | 31.40 | -0.42 | 0.24 | -0.08 | 0.93 |
| 40 | 137.59 | 82.70 | 12.10 | 0.90 | 80.00 | 0.25 | 120.20 | 6.40 | 24.20 | 63.90 | 16.40 | 12.30 | 30.00 | -0.41 | 0.21 | -0.08 | 0.91 |
| 45 | 134.81 | 81.36 | 11.70 | 1.10 | 78.80 | 0.25 | 118.00 | 6.10 | 23.60 | 62.80 | 16.00 | 11.90 | 28.70 | -0.40 | 0.18 | -0.08 | 0.88 |
| 50 | 132.14 | 80.11 | 11.40 | 1.40 | 77.60 | 0.24 | 115.90 | 5.80 | 23.00 | 61.70 | 15.50 | 11.60 | 27.30 | -0.39 | 0.16 | -0.07 | 0.86 |
| 55 | 129.42 | 78.89 | 11.00 | 1.60 | 76.40 | 0.23 | 113.80 | 5.60 | 22.40 | 60.60 | 15.10 | 11.20 | 26.00 | -0.37 | 0.14 | -0.07 | 0.84 |
| 60 | 126.82 | 77.67 | 10.70 | 1.80 | 75.20 | 0.23 | 111.60 | 5.30 | 21.80 | 59.50 | 14.60 | 10.80 | 24.70 | -0.36 | 0.12 | -0.07 | 0.82 |
| 65 | 124.15 | 76.39 | 10.30 | 2.00 | 74.00 | 0.22 | 109.40 | 5.00 | 21.20 | 58.50 | 14.10 | 10.40 | 23.40 | -0.35 | 0.09 | -0.07 | 0.80 |
| 70 | 121.64 | 75.20 | 9.90 | 2.30 | 72.80 | 0.21 | 107.20 | 4.70 | 20.50 | 57.40 | 13.60 | 9.90 | 22.00 | -0.34 | 0.07 | -0.06 | 0.77 |
| 75 | 118.97 | 74.03 | 9.50 | 2.50 | 71.40 | 0.21 | 104.90 | 4.40 | 19.80 | 56.30 | 13.10 | 9.40 | 20.70 | -0.33 | 0.05 | -0.06 | 0.75 |
| 80 | 116.45 | 72.80 | 9.00 | 2.80 | 70.00 | 0.20 | 102.30 | 4.10 | 19.10 | 55.20 | 12.50 | 8.80 | 19.20 | -0.31 | 0.03 | -0.06 | 0.72 |
| 85 | 113.67 | 71.42 | 8.40 | 3.10 | 68.30 | 0.19 | 99.50 | 3.70 | 18.30 | 54.00 | 11.90 | 8.10 | 17.50 | -0.29 | 0.00 | -0.05 | 0.69 |
| 90 | 110.55 | 69.72 | 7.60 | 3.60 | 66.30 | 0.18 | 95.80 | 3.20 | 17.20 | 52.50 | 11.10 | 7.10 | 15.40 | -0.27 | -0.03 | -0.05 | 0.65 |
| 95 | 106.32 | 67.44 | 6.30 | 4.30 | 63.20 | 0.16 | 90.70 | 2.40 | 15.80 | 50.40 | 10.20 | 5.60 | 12.30 | -0.23 | -0.08 | -0.04 | 0.58 |
| Avg | 132.14 | 80.11 | 11.40 | 1.40 | 77.60 | 0.24 | 115.90 | 5.80 | 23.00 | 61.70 | 15.50 | 11.60 | 27.30 | -0.39 | 0.16 | -0.07 | 0.86 |

2025 HYBRID PERCENTILE TABLE

| % | API | TI | CE | BW | WW | ADG | YW | MCE | MLK | MWW | STY | DOC | CWT | YG | MRB | BF | REA |
|-----|--------|--------|-------|-------|--------|------|--------|-------|-------|-------|-------|-------|-------|-------|------|-------|------|
| 1 | 186.70 | 103.61 | 20.80 | -5.60 | 101.30 | 0.40 | 162.40 | 12.50 | 35.00 | 80.20 | 21.90 | 20.30 | 66.50 | -0.48 | 1.04 | -0.10 | 1.22 |
| 2 | 179.85 | 101.05 | 19.70 | -4.90 | 98.10 | 0.38 | 157.20 | 11.80 | 33.60 | 78.20 | 21.10 | 19.10 | 61.80 | -0.45 | 0.93 | -0.09 | 1.16 |
| 3 | 175.64 | 99.32 | 19.00 | -4.40 | 96.00 | 0.37 | 153.60 | 11.40 | 32.70 | 76.80 | 20.50 | 18.40 | 59.00 | -0.43 | 0.88 | -0.09 | 1.11 |
| 4 | 172.75 | 98.14 | 18.50 | -4.00 | 94.50 | 0.36 | 150.90 | 11.00 | 32.10 | 75.70 | 20.10 | 17.90 | 57.00 | -0.42 | 0.83 | -0.08 | 1.08 |
| 5 | 170.23 | 97.10 | 18.10 | -3.70 | 93.40 | 0.36 | 148.70 | 10.80 | 31.60 | 74.90 | 19.80 | 17.60 | 55.30 | -0.41 | 0.80 | -0.08 | 1.05 |
| 10 | 161.95 | 93.77 | 16.80 | -2.80 | 89.30 | 0.33 | 141.70 | 9.90 | 29.80 | 72.00 | 18.70 | 16.30 | 49.80 | -0.37 | 0.69 | -0.07 | 0.96 |
| 15 | 156.59 | 91.39 | 15.90 | -2.20 | 86.60 | 0.32 | 136.80 | 9.30 | 28.60 | 70.00 | 18.00 | 15.50 | 46.20 | -0.34 | 0.62 | -0.07 | 0.90 |
| 20 | 152.35 | 89.48 | 15.20 | -1.70 | 84.50 | 0.31 | 132.90 | 8.80 | 27.60 | 68.40 | 17.40 | 14.80 | 43.40 | -0.32 | 0.57 | -0.06 | 0.86 |
| 25 | 148.81 | 87.86 | 14.70 | -1.30 | 82.60 | 0.30 | 129.80 | 8.40 | 26.90 | 67.10 | 16.90 | 14.30 | 41.20 | -0.30 | 0.52 | -0.06 | 0.82 |
| 30 | 145.53 | 86.32 | 14.20 | -1.00 | 81.00 | 0.29 | 126.80 | 8.00 | 26.20 | 66.00 | 16.40 | 13.80 | 39.20 | -0.28 | 0.48 | -0.05 | 0.79 |
| 35 | 142.41 | 84.90 | 13.70 | -0.60 | 79.50 | 0.28 | 124.10 | 7.70 | 25.60 | 64.90 | 15.90 | 13.40 | 37.40 | -0.26 | 0.45 | -0.05 | 0.76 |
| 40 | 139.38 | 83.54 | 13.30 | -0.40 | 78.20 | 0.27 | 121.70 | 7.40 | 25.00 | 63.80 | 15.50 | 13.00 | 35.70 | -0.25 | 0.42 | -0.05 | 0.73 |
| 45 | 136.41 | 82.25 | 12.90 | -0.10 | 76.80 | 0.27 | 119.30 | 7.10 | 24.40 | 62.80 | 15.10 | 12.60 | 34.10 | -0.23 | 0.39 | -0.04 | 0.70 |
| 50 | 133.49 | 80.95 | 12.50 | 0.20 | 75.50 | 0.26 | 116.90 | 6.80 | 23.80 | 61.80 | 14.60 | 12.30 | 32.50 | -0.21 | 0.36 | -0.04 | 0.67 |
| 55 | 130.57 | 79.61 | 12.20 | 0.40 | 74.20 | 0.25 | 114.50 | 6.50 | 23.20 | 60.80 | 14.20 | 11.90 | 31.00 | -0.20 | 0.33 | -0.03 | 0.65 |
| 60 | 127.64 | 78.22 | 11.80 | 0.70 | 73.00 | 0.24 | 112.10 | 6.20 | 22.70 | 59.70 | 13.70 | 11.60 | 29.60 | -0.18 | 0.30 | -0.03 | 0.62 |
| 65 | 124.61 | 76.79 | 11.40 | 0.90 | 71.60 | 0.24 | 109.80 | 5.90 | 22.10 | 58.70 | 13.30 | 11.20 | 28.00 | -0.17 | 0.27 | -0.03 | 0.59 |
| 70 | 121.48 | 75.27 | 11.00 | 1.20 | 70.20 | 0.23 | 107.30 | 5.60 | 21.50 | 57.50 | 12.70 | 10.80 | 26.50 | -0.15 | 0.24 | -0.02 | 0.56 |
| 75 | 118.00 | 73.71 | 10.60 | 1.50 | 68.70 | 0.22 | 104.70 | 5.30 | 20.80 | 56.30 | 12.10 | 10.30 | 24.80 | -0.13 | 0.21 | -0.02 | 0.53 |
| 80 | 114.24 | 72.02 | 10.10 | 1.80 | 67.00 | 0.21 | 101.90 | 4.90 | 20.10 | 55.00 | 11.40 | 9.80 | 22.80 | -0.11 | 0.18 | -0.02 | 0.50 |
| 85 | 110.23 | 70.13 | 9.50 | 2.20 | 65.10 | 0.20 | 98.40 | 4.40 | 19.20 | 53.50 | 10.60 | 9.10 | 20.60 | -0.08 | 0.15 | -0.01 | 0.46 |
| 90 | 105.50 | 68.01 | 8.70 | 2.70 | 62.50 | 0.19 | 94.10 | 3.90 | 18.10 | 51.70 | 9.70 | 8.10 | 17.90 | -0.05 | 0.11 | 0.00 | 0.40 |
| 95 | 98.84 | 64.98 | 7.40 | 3.40 | 58.70 | 0.17 | 87.70 | 3.00 | 16.50 | 49.00 | 8.20 | 6.50 | 13.70 | 0.00 | 0.05 | 0.01 | 0.32 |
| Avg | 133.49 | 80.95 | 12.50 | 0.20 | 75.50 | 0.26 | 116.90 | 6.80 | 23.80 | 61.80 | 14.60 | 12.30 | 32.50 | -0.21 | 0.36 | -0.04 | 0.67 |

RESERVE SONS

Lots 105 and 106

A great pair of Reserve sons who results from the 0346H donor female. They offer balance from a genetic standpoint providing ample calving ease and growth while being outliers for marbling and maternal traits. The pedigree has proven to be consistent and high quality.



CCR 0346 RESERVE 4525L Sells as Lot 105.

LOT **I05** CCR 0346 RESERVE 4525L
 Homo Black || Homo Polled PB SM
 9/5/2023 4525L ASA# 4337843

| COLOR | SC | DISPOSITION | CALVING EASE | FRAME | GGP | G+ | ATM |
|-------|----|-------------|--------------|-------|-----|----|-----|
| BWF | 37 | 1 | ** | 5.3 | GGP | G+ | ATM |

HHS MR ENTOURAGE 867B HOOK'S BEACON 56B
 LCDR RESERVE 210J CCR MS 5171 BEACON 0346H
 LCDR MS ECHO 43E CCR MS 2073 COWBOY 5171C

| | CE | BW | WW | YW | MCE | MILK | MWW |
|------|------|------|------|-------|------|-------|------|
| EPD | 13.5 | 0.9 | 89.0 | 125.0 | 8.7 | 20.2 | 64.6 |
| Rank | 25 | 45 | 15 | 35 | 15 | 75 | 40 |
| | STAY | DOC | CW | MARB | REA | \$API | \$TI |
| EPD | 22.6 | 10.3 | 39.4 | 0.69 | 1.04 | 180.9 | 98.9 |
| Rank | 2 | 70 | 15 | 2 | 20 | 2 | 5 |

ET

LOT **I06** CCR 0346 RESERVE 4456L
 Homo Black || Homo Polled PB SM
 9/2/2023 4456L ASA# 4337833

| COLOR | SC | DISPOSITION | CALVING EASE | FRAME | GGP | G+ | ATM |
|-------|----|-------------|--------------|-------|-----|----|-----|
| BWF | 38 | 1 | ** | 5.8 | GGP | G+ | ATM |

HHS MR ENTOURAGE 867B HOOK'S BEACON 56B
 LCDR RESERVE 210J CCR MS 5171 BEACON 0346H
 LCDR MS ECHO 43E CCR MS 2073 COWBOY 5171C

| | CE | BW | WW | YW | MCE | MILK | MWW |
|------|------|------|------|-------|------|-------|-------|
| EPD | 12.4 | 0.0 | 98.2 | 148.8 | 8.0 | 20.2 | 69.2 |
| Rank | 40 | 30 | 4 | 5 | 20 | 75 | 20 |
| | STAY | DOC | CW | MARB | REA | \$API | \$TI |
| EPD | 16.4 | 13.4 | 41.5 | 0.59 | 1.18 | 169.5 | 104.1 |
| Rank | 45 | 30 | 15 | 5 | 10 | 10 | 2 |

ET



CCR 0346 RESERVE 4456L Sells as Lot 106.



CCR MS 2073 COWBOY 5171C
 Maternal Grandam of Lots 105-106.

LOT **107** CCR RESERVE 0395L
 Homo Black II Polled 3/4 SM 1/4 AN
 9/4/2023 0395L ASA# 4338333

| COLOR | SC | DISPOSITION | CALVING EASE | FRAME | GGP | ATM |
|-------|----|-------------|--------------|-------|-----|-----|
| BWF | 37 | 1 | *** | 5.9 | GGP | ATM |

HHS MR ENTOURAGE 867B CCR WICHITA 4069D
 LCDR RESERVE 210J CCR MS WICHITA 0395H
 LCDR MS ECHO 43E CCR MS BROADWAY 7142E

| | CE | BW | WW | YW | MCE | MILK | MWW |
|------|------|------|------|-------|------|-------|------|
| EPD | 14.3 | 0.3 | 91.4 | 142.1 | 9.7 | 16.5 | 62.2 |
| Rank | 30 | 55 | 10 | 10 | 15 | 99 | 50 |
| | STAY | DOC | CW | MARB | REA | \$API | \$TI |
| EPD | 10.9 | 21.8 | 29.4 | 0.32 | 0.86 | 131.7 | 88.5 |
| Rank | 85 | 1 | 65 | 60 | 25 | 55 | 25 |



LCDR RESERVE 210J Sire of Lots 107-110.

LOT **108** CCR RESERVE 0402L
 Homo Black II Polled PB SM
 9/9/2023 0402L ASA# 4338337

| COLOR | SC | DISPOSITION | CALVING EASE | FRAME | GGP | G+ | ATM |
|-------|----|-------------|--------------|-------|-----|----|-----|
| Solid | 37 | 1 | * | 5.9 | GGP | G+ | ATM |

HHS MR ENTOURAGE 867B WS PROCLAMATION E202
 LCDR RESERVE 210J CCR MS PROCLAMATION 0402H
 LCDR MS ECHO 43E CCR MS BLUEPRINT 7500E

| | CE | BW | WW | YW | MCE | MILK | MWW |
|------|------|------|-------|-------|------|-------|-------|
| EPD | 8.8 | 4.3 | 106.9 | 160.6 | 4.7 | 19.7 | 73.0 |
| Rank | 85 | 99 | 1 | 2 | 75 | 80 | 10 |
| | STAY | DOC | CW | MARB | REA | \$API | \$TI |
| EPD | 17.6 | 20.5 | 53.0 | 0.54 | 1.24 | 159.8 | 102.1 |
| Rank | 30 | 1 | 3 | 10 | 3 | 15 | 3 |

Need More Marbling?

81% of the bulls in the offering are in the TOP 20% or better for MARBLING.

LOT **109** CCR RESERVE 0480L
 Homo Black II Polled 3/4 SM 1/4 AN
 9/3/2023 0480L ASA# 4338382

| COLOR | SC | DISPOSITION | CALVING EASE | FRAME | GGP |
|-------|------|-------------|--------------|-------|-----|
| BWF | 34.5 | 2 | ** | 5.4 | GGP |

HHS MR ENTOURAGE 867B CCR 3362 YUMA 0085F
 LCDR RESERVE 210J CCR MS 0085 0480H
 LCDR MS ECHO 43E CCR MS IN FORCE 3437A

| | CE | BW | WW | YW | MCE | MILK | MWW |
|------|------|------|------|-------|------|-------|------|
| EPD | 9.8 | 1.0 | 81.4 | 122.5 | 7.2 | 18.3 | 59.1 |
| Rank | 85 | 70 | 30 | 40 | 45 | 90 | 65 |
| | STAY | DOC | CW | MARB | REA | \$API | \$TI |
| EPD | 16.1 | 12.1 | 33.2 | 0.39 | 0.64 | 132.3 | 81.4 |
| Rank | 35 | 55 | 50 | 50 | 60 | 55 | 50 |

LOT **110** CCR RESERVE 9762L
 Homo Black II Homo Polled PB SM
 9/6/2023 9762L ASA# 4338210

| COLOR | SC | DISPOSITION | CALVING EASE | FRAME | GGP | G+ | ATM |
|-------|----|-------------|--------------|-------|-----|----|-----|
| Solid | 37 | 1 | ** | 6.0 | GGP | G+ | ATM |

HHS MR ENTOURAGE 867B HOOK'S BEACON 56B
 LCDR RESERVE 210J CCR MS 4015 BEACON 9762G
 LCDR MS ECHO 43E CCR MS 8012 COWBOY 4015B

| | CE | BW | WW | YW | MCE | MILK | MWW |
|------|------|------|------|-------|------|-------|-------|
| EPD | 10.2 | 2.0 | 96.7 | 144.4 | 6.5 | 20.8 | 69.0 |
| Rank | 70 | 70 | 5 | 10 | 40 | 70 | 20 |
| | STAY | DOC | CW | MARB | REA | \$API | \$TI |
| EPD | 15.8 | 18.8 | 39.2 | 0.78 | 0.79 | 169.8 | 104.0 |
| Rank | 50 | 2 | 20 | 1 | 70 | 10 | 2 |

JC MR HURON 7262G

The Huron cattle have been well received the last few years with their added length mass and stoutness. The cattle are incredible growth and carcass quality and will improve ranchers bottomline at marketing time.



JC MR HURON 7262G Sire of Lots 111-117.

LOT III CCR HURON 3996L

Homo Black // Homo Polled 1/2 SM 1/2 AN
9/24/2023 3996L ASA# 4337802

| COLOR | SC | DISPOSITION | CALVING EASE | FRAME | GGP | ATM |
|-------|----|-------------|--------------|-------|-----|-----|
| Solid | 38 | 1 | * | 5.9 | GGP | ATM |

KBHR HIGH ROAD E283 CCR DIESEL 3060W
JC MR HURON 7262G CCR MS 9317 DIESEL 3139A
 MILL BRAE CP QUEEN 7262 CCR MS DEW TIME 9317W

| | CE | BW | WW | YW | MCE | MILK | MWW |
|------|------|------|-------|-------|------|-------|------|
| EPD | 7.0 | 3.0 | 100.7 | 162.4 | 3.1 | 20.5 | 70.8 |
| Rank | 99 | 95 | 2 | 2 | 95 | 80 | 15 |
| | STAY | DOC | CW | MARB | REA | \$API | \$TI |
| EPD | 18.8 | 18.4 | 51.4 | 0.39 | 0.44 | 139.9 | 90.7 |
| Rank | 10 | 4 | 10 | 50 | 90 | 40 | 20 |

LOT II2 CCR HURON 6164L

Homo Black // Homo Polled 1/2 SM 1/2 AN
9/10/2023 6164L ASA# 4337894

| COLOR | SC | DISPOSITION | CALVING EASE | FRAME | GGP | G+ |
|-------|----|-------------|--------------|-------|-----|----|
| Solid | 36 | 1 | **** | 5.5 | GGP | G+ |

KBHR HIGH ROAD E283 CCR FRONTIER 0053Z
JC MR HURON 7262G CCR MS FRONTIER 6164D
 MILL BRAE CP QUEEN 7262 CCR MS CATALYST 3060A

| | CE | BW | WW | YW | MCE | MILK | MWW |
|------|------|------|------|-------|------|-------|------|
| EPD | 14.5 | -2.9 | 75.6 | 124.4 | 6.9 | 25.2 | 62.9 |
| Rank | 30 | 10 | 50 | 35 | 50 | 40 | 45 |
| | STAY | DOC | CW | MARB | REA | \$API | \$TI |
| EPD | 17.5 | 19.9 | 40.0 | 0.66 | 0.57 | 162.3 | 90.9 |
| Rank | 20 | 2 | 30 | 15 | 70 | 10 | 20 |

LOT II3 CCR HURON 4447L

Homo Black // Polled 3/4 SM 1/4 AN
9/20/2023 4447L ASA# 4337830

| COLOR | SC | DISPOSITION | CALVING EASE | FRAME | GGP | ATM |
|-------|----|-------------|--------------|-------|-----|-----|
| Solid | 35 | 2 | ** | 5.4 | GGP | ATM |

KBHR HIGH ROAD E283 CCR COWBOY CUT 5048Z
JC MR HURON 7262G CCR MS COWBOY 4447B
 MILL BRAE CP QUEEN 7262 CCR MS OLIE 1386Y

| | CE | BW | WW | YW | MCE | MILK | MWW |
|------|------|------|------|-------|------|-------|------|
| EPD | 10.8 | 1.1 | 90.5 | 142.8 | 5.0 | 20.1 | 65.3 |
| Rank | 75 | 70 | 10 | 10 | 80 | 85 | 35 |
| | STAY | DOC | CW | MARB | REA | \$API | \$TI |
| EPD | 14.9 | 18.3 | 37.3 | 0.39 | 0.76 | 136.5 | 88.0 |
| Rank | 50 | 4 | 40 | 50 | 40 | 45 | 25 |

LOT II4 CCR HURON 7518L

Black // Homo Polled 1/2 SM 1/2 AN
9/26/2023 7518L ASA# 4337960

| COLOR | SC | DISPOSITION | CALVING EASE | FRAME | GGP | G+ | ATM |
|-------|----|-------------|--------------|-------|-----|----|-----|
| Solid | 35 | 2 | ** | 5.9 | GGP | G+ | ATM |

KBHR HIGH ROAD E283 BASIN YUMA 4286
JC MR HURON 7262G CCR MS YUMA 7518E
 MILL BRAE CP QUEEN 7262 CCR MS PHOENIX 5455C

| | CE | BW | WW | YW | MCE | MILK | MWW |
|------|------|------|------|-------|------|-------|------|
| EPD | 10.1 | 1.5 | 86.3 | 148.7 | 5.1 | 23.9 | 67.1 |
| Rank | 85 | 80 | 20 | 10 | 80 | 50 | 30 |
| | STAY | DOC | CW | MARB | REA | \$API | \$TI |
| EPD | 16.1 | 10.1 | 53.8 | 0.65 | 0.85 | 152.1 | 92.3 |
| Rank | 35 | 80 | 10 | 15 | 25 | 25 | 15 |

LOT **II5** **CCR HURON 7594L**
 Homo Black II Polled 3/8 SM 5/8 AN
 9/1/2023 7594L ASA# 4337973



| COLOR | SC | DISPOSITION | CALVING EASE | FRAME |   |
|-------|----|-------------|--------------|-------|---|
| Solid | 34 | 1 | **** | 5.5 | |

KBHR HIGH ROAD E283 V A R RESERVE 1111
JC MR HURON 7262G **CCR MS RESERVE 7594E**
 MILL BRAE CP QUEEN 7262 CCR MS CATALYST 2332Z

| | CE | BW | WW | YW | MCE | MILK | MWW |
|------|------|------|------|-------|------|-------|------|
| EPD | 16.2 | -1.6 | 87.8 | 150.4 | 6.7 | 23.0 | 67.1 |
| Rank | 15 | 25 | 15 | 5 | 55 | 60 | 30 |
| | STAY | DOC | CW | MARB | REA | \$API | \$TI |
| EPD | 19.2 | 13.8 | 53.6 | 0.56 | 0.56 | 161.6 | 92.4 |
| Rank | 10 | 35 | 10 | 25 | 75 | 15 | 15 |

TW

LOT **II6** **CCR HURON 7642L**
 Homo Black II Polled 1/2 SM 1/2 AN
 9/9/2023 7642L ASA# 4337990

| COLOR | SC | DISPOSITION | CALVING EASE | FRAME |    |
|-------|----|-------------|--------------|-------|---|
| Solid | 36 | 1 | ** | 5.3 | |

KBHR HIGH ROAD E283 HOOVER DAM
JC MR HURON 7262G **CCR MS HOOVER 7642E**
 MILL BRAE CP QUEEN 7262 CCR MS ROBUST 4448B

| | CE | BW | WW | YW | MCE | MILK | MWW |
|------|------|------|------|-------|------|-------|------|
| EPD | 11.7 | 1.0 | 90.1 | 148.2 | 4.2 | 22.4 | 67.0 |
| Rank | 65 | 70 | 10 | 10 | 90 | 65 | 30 |
| | STAY | DOC | CW | MARB | REA | \$API | \$TI |
| EPD | 17.3 | 16.9 | 58.9 | 0.52 | 0.50 | 149.1 | 90.6 |
| Rank | 25 | 10 | 4 | 30 | 85 | 25 | 20 |

TW

LOT **II7** **CCR HURON 7126L**
 Homo Black II Homo Polled 1/2 SM 1/2 AN
 9/21/2023 7126L ASA# 4337950

| COLOR | SC | DISPOSITION | CALVING EASE | FRAME |    |
|-------|----|-------------|--------------|-------|---|
| Solid | 36 | 1 | ** | 5.7 | |

KBHR HIGH ROAD E283 CCR BOULDER 1339A
JC MR HURON 7262G **CCR MS BOULDER 7126E**
 MILL BRAE CP QUEEN 7262 CCR MS EXPEDITION 4090B

| | CE | BW | WW | YW | MCE | MILK | MWW |
|------|------|------|------|-------|------|-------|------|
| EPD | 10.1 | 0.7 | 92.5 | 155.7 | 4.5 | 27.8 | 74.0 |
| Rank | 85 | 65 | 10 | 3 | 85 | 20 | 10 |
| | STAY | DOC | CW | MARB | REA | \$API | \$TI |
| EPD | 16.6 | 18.7 | 40.1 | 0.55 | 0.58 | 151.2 | 94.7 |
| Rank | 30 | 3 | 30 | 25 | 70 | 25 | 10 |



A DIFFERENT APPROACH TO BULL DEVELOPMENT - GROWN SLOW TO INCREASE LONGEVITY FOR YOU

The shift in our operation to develop 18-month-old bulls has allowed us to become more creative in our bull development program, in order to deliver a better product to commercial cattlemen.

All our bulls within the sale offering come in a fall born 18-month-old package. Pre weaning our development process looks similar to how every commercial cattleman runs their cattle. We look for cost effective feedstuffs and maintain the calves at a level or nutrition which will show their genetic potential. Our fall born calves come into weaning pens in April in May and are left there for a few weeks to monitor health and we begin making culling decisions for our bull sale.

Post weaning is where our bull development is vastly different versus most. After weaning and monitoring them for a few weeks for health the bulls are then returned to forage for the summer months. They graze a variety of native forages the Flint Hills has to offer along with Triticale. When summer ends the bulls will weigh near 1,000 pounds for their yearling weight. After Labor Day the bulls return to headquarters, and we begin feeding them a more traditional bull development ration ahead of our bull sale.

Our goal has always been to sell bulls that hold up well but feel this type of development is another step to ensure longevity and added breeding ability in the bulls that you purchase here. We think you'll find the bulls sound on their feet and legs, athletic and ready to endure that first breeding season that typically is the hardest on them.

CCR BLACKFOOT 7098H

Blackfoot was the phenotypical choice from the 2020 bull offering. He is a Pounder son who combines top notch growth with incredible look and phenotype. The sons all study with top tier growth and will sire wonderful daughters and high valued steers.



CCR BLACKFOOT 7098H Sire of Lots 118-125.

LOT II8 CCR BLACKFOOT 0214L
 Homo Black II Polled 5/8 SM 3/8 AN
 9/3/2023 0214L ASA# 4338243

| COLOR | SC | DISPOSITION | CALVING EASE | FRAME | GGP | G+ | ATM |
|-------|----|-------------|--------------|-------|-----|----|-----|
| Solid | 42 | 2 | * | 6.4 | GGP | G+ | ATM |

CCR POUNDER 2045F IR OPPORTUNITY D950
 CCR BLACKFOOT 7098H CCR MS OPPORTUNITY 0214H
 CCR MS LEUPOLD 7098E CCR MS BIG TIMBER 8557F

| | CE | BW | WW | YW | MCE | MILK | MWW |
|------|------|------|-------|-------|------|-------|------|
| EPD | 6.4 | 3.2 | 101.5 | 173.1 | 2.6 | 28.7 | 79.8 |
| Rank | 99 | 95 | 1 | 1 | 99 | 15 | 2 |
| | STAY | DOC | CW | MARB | REA | \$API | \$TI |
| EPD | 16.7 | 21.0 | 69.4 | 0.49 | 0.80 | 143.1 | 95.5 |
| Rank | 30 | 1 | 1 | 30 | 30 | 35 | 10 |

LOT II9 CCR BLACKFOOT 0220L
 Homo Black II Polled 5/8 SM 3/8 AN
 8/28/2023 0220L ASA# 4338246

| COLOR | SC | DISPOSITION | CALVING EASE | FRAME | GGP | G+ | ATM |
|-------|----|-------------|--------------|-------|-----|----|-----|
| Solid | 39 | 1 | ** | 6.1 | GGP | G+ | ATM |

CCR POUNDER 2045F KBHR HIGH ROAD E283
 CCR BLACKFOOT 7098H CCR MS HIGH ROAD 0220H
 CCR MS LEUPOLD 7098E CCR MS 4069 PY DRT 8734F

| | CE | BW | WW | YW | MCE | MILK | MWW |
|------|------|------|------|-------|------|-------|------|
| EPD | 9.8 | 0.4 | 92.0 | 160.4 | 5.8 | 28.3 | 74.7 |
| Rank | 85 | 60 | 10 | 2 | 70 | 20 | 10 |
| | STAY | DOC | CW | MARB | REA | \$API | \$TI |
| EPD | 20.0 | 18.8 | 67.6 | 0.29 | 0.98 | 145.1 | 89.1 |
| Rank | 5 | 3 | 1 | 65 | 10 | 35 | 25 |

LOT I20 CCR BLACKFOOT 0229L
 Homo Black II Polled 5/8 SM 3/8 AN
 8/28/2023 0229L ASA# 4338251

| COLOR | SC | DISPOSITION | CALVING EASE | FRAME | GGP | G+ | ATM |
|-------|----|-------------|--------------|-------|-----|----|-----|
| Solid | 38 | 2 | ** | 5.8 | GGP | G+ | ATM |

CCR POUNDER 2045F IR OPPORTUNITY D950
 CCR BLACKFOOT 7098H CCR MS OPPORTUNITY 0229H
 CCR MS LEUPOLD 7098E CCR MS 4069 ELMNT 8617F

| | CE | BW | WW | YW | MCE | MILK | MWW |
|------|------|------|------|-------|------|-------|------|
| EPD | 9.4 | 1.3 | 80.2 | 139.4 | 5.8 | 31.4 | 71.9 |
| Rank | 90 | 75 | 35 | 15 | 70 | 10 | 15 |
| | STAY | DOC | CW | MARB | REA | \$API | \$TI |
| EPD | 19.4 | 22.0 | 44.3 | 0.60 | 0.64 | 153.7 | 88.9 |
| Rank | 10 | 1 | 20 | 20 | 60 | 20 | 25 |

LOT I21 CCR BLACKFOOT 0381L
 Homo Black II Polled 5/8 SM 3/8 AN
 8/29/2023 0381L ASA# 4338326

| COLOR | SC | DISPOSITION | CALVING EASE | FRAME | GGP | G+ |
|-------|----|-------------|--------------|-------|-----|----|
| Solid | 39 | 1 | ** | 5.4 | GGP | G+ |

CCR POUNDER 2045F KBHR HIGH ROAD E283
 CCR BLACKFOOT 7098H CCR MS HIGH ROAD 0381H
 CCR MS LEUPOLD 7098E CCR MS FLINT HILLS 7548E

| | CE | BW | WW | YW | MCE | MILK | MWW |
|------|------|------|------|-------|------|-------|------|
| EPD | 11.2 | -0.7 | 76.7 | 121.7 | 6.2 | 25.8 | 64.5 |
| Rank | 70 | 35 | 50 | 45 | 65 | 35 | 40 |
| | STAY | DOC | CW | MARB | REA | \$API | \$TI |
| EPD | 19.2 | 21.2 | 49.2 | 0.32 | 0.60 | 138.9 | 80.2 |
| Rank | 10 | 1 | 15 | 60 | 65 | 45 | 55 |

LOT **CCR BLACKFOOT 7111L**
I22 Homo Black II Polled 1/2 SM 1/2 AN
 9/2/2023 7111L ASA# 4337948

LOT **CCR BLACKFOOT 8025L**
I23 Homo Black II Polled 1/2 SM 1/2 AN
 9/7/2023 8025L ASA# 4338005

| COLOR | SC | DISPOSITION | CALVING EASE | FRAME | ♀GGP | G+ | ATM |
|-------|----|-------------|--------------|-------|------|----|-----|
| Solid | 36 | 1 | * | 5.6 | | | |

| COLOR | SC | DISPOSITION | CALVING EASE | FRAME | ♀GGP | G+ | ATM |
|-------|----|-------------|--------------|-------|------|----|-----|
| Solid | 38 | 1 | ** | 5.4 | | | |

CCR POUNDER 2045F K C F BENNETT ABSOLUTE
CCR BLACKFOOT 7098H CCR MS ABSOLUTE 7111E
 CCR MS LEUPOLD 7098E CCR MS E-Z-3 2073Z

CCR POUNDER 2045F BALDRIDGE COMMAND C036
CCR BLACKFOOT 7098H CCR MS COMMAND 8025F
 CCR MS LEUPOLD 7098E CCR MS 2073 COWBOY 5148C

| | CE | BW | WW | YW | MCE | MILK | MWW |
|------|------|------|------|-------|------|-------|------|
| EPD | 7.8 | 2.4 | 81.8 | 136.0 | 3.5 | 24.2 | 65.7 |
| Rank | 95 | 90 | 30 | 20 | 95 | 50 | 35 |
| | STAY | DOC | CW | MARB | REA | \$API | \$TI |
| EPD | 21.1 | 18.1 | 49.4 | 0.56 | 0.18 | 149.1 | 85.0 |
| Rank | 3 | 4 | 15 | 25 | 99 | 25 | 35 |

| | CE | BW | WW | YW | MCE | MILK | MWW |
|------|------|------|------|-------|------|-------|------|
| EPD | 11.4 | 1.8 | 81.5 | 138.1 | 5.8 | 28.1 | 68.9 |
| Rank | 70 | 85 | 30 | 15 | 70 | 20 | 20 |
| | STAY | DOC | CW | MARB | REA | \$API | \$TI |
| EPD | 17.9 | 19.0 | 41.1 | 0.60 | 0.41 | 151.0 | 87.6 |
| Rank | 20 | 3 | 30 | 20 | 90 | 25 | 30 |

LOT **CCR BLACKFOOT 8076L**
I24 Homo Black II Polled 5/8 SM 3/8 AN
 10/30/2023 8076L ASA# 4338027

LOT **CCR BLACKFOOT 0202L**
I25 Homo Black II Polled 5/8 SM 3/8 AN
 8/27/2023 0202L ASA# 4338236

| COLOR | SC | DISPOSITION | CALVING EASE | FRAME | ♀GGP | G+ | ATM |
|-------|----|-------------|--------------|-------|------|----|-----|
| Solid | 37 | 1 | * | 5.4 | | | |

| COLOR | SC | DISPOSITION | CALVING EASE | FRAME | ♀GGP | G+ | ATM |
|-------|----|-------------|--------------|-------|------|----|-----|
| Solid | 40 | 2 | * | 5.8 | | | |

CCR POUNDER 2045F CCR COWBOY CUT 5048Z
CCR BLACKFOOT 7098H CCR MS COWBOY 8076F
 CCR MS LEUPOLD 7098E CCR MS GRADUATE 5086C

CCR POUNDER 2045F KBHR HIGH ROAD E283
CCR BLACKFOOT 7098H CCR MS HIGH ROAD 0202H
 CCR MS LEUPOLD 7098E CCR MS BROKEN BOW 8561F

| | CE | BW | WW | YW | MCE | MILK | MWW |
|------|------|------|------|-------|------|-------|------|
| EPD | 11.7 | 2.3 | 88.5 | 140.2 | 6.7 | 26.1 | 70.8 |
| Rank | 65 | 90 | 15 | 15 | 55 | 35 | 15 |
| | STAY | DOC | CW | MARB | REA | \$API | \$TI |
| EPD | 20.9 | 17.8 | 54.7 | 0.27 | 0.67 | 140.4 | 83.1 |
| Rank | 3 | 5 | 10 | 70 | 55 | 40 | 45 |

| | CE | BW | WW | YW | MCE | MILK | MWW |
|------|------|------|-------|-------|------|-------|------|
| EPD | 8.5 | 3.3 | 101.1 | 165.7 | 5.4 | 29.0 | 80.0 |
| Rank | 95 | 95 | 2 | 1 | 75 | 15 | 2 |
| | STAY | DOC | CW | MARB | REA | \$API | \$TI |
| EPD | 15.1 | 19.2 | 71.8 | 0.42 | 0.89 | 136.8 | 93.3 |
| Rank | 50 | 2 | 1 | 45 | 20 | 45 | 15 |

REDUCE RISK WITH AGE ADVANTAGED BULLS

There are several important and logical reasons why commercial customers should consider purchasing bulls with a few more months of age and development on their side. Some of the benefits are obvious, but some others we don't always consider.

- Older bulls have the ability to service more females in a shorter period of time than yearling bulls. Age advantaged, 18-20 month old bulls should be capable of safely settling at least 5-10 more females in their first breeding season with minimal risk over a 45 day breeding period due to greater fitness, superior average semen production and maturity.
- Over-fat bulls are an issue in this industry. A high quality, slower paced development program is possible when producing older bulls for sale. Age advantaged bulls can simply be developed more slowly and still reach target weights and marketable condition with ease. Too often bulls developed to be sold as yearlings are subjected to extra push nutritionally in order to make those same thresholds. When done improperly, the results can be reduced longevity and lifetime service because of damage to feet, soft skeletal tissues and in extreme cases even internal organs associated with excess or faulty nutrition and exaggerated growth rate.
- Certainly, older bulls lose less weight and strength during their first breeding seasons. With that in mind the risk of your bull taking a week off or quitting the process of breeding cows completely is reduced. This is especially true in the more challenging breeding environments of the southern US.
- More of the guess work is taken out when purchasing older bulls. Strengths and flaws can both be more evident to buyers with an extra 6 months of development. For example, by that age foot and leg or disposition issues will be more evident and a higher percentage of potential problem bulls should have been identified and removed from the offering.
- Sorting older bulls does not give license to buy poorer genetics just because they have more age. It is important to make sure the age advantaged bulls you are evaluating are not just the leftovers after the more valuable bulls were not marketed as yearlings and low genetic value bulls should never be an option, regardless of age.

Many producers will always favor purchasing high value, younger bulls because of the potential of an extra season of use later in life and often sellers prefer the simplicity and lower cost of producing them. Correctly developed older bulls however, simply have a greater probability of breeding success in the first season than when they were younger. Give them a try for reduced risk.

CCR KIOWA 5065H

Kiowa transmits as much width and mass to his progeny as any sire in the offering. The bulls are big topped and impressive as you step in behind them for stoutness. Many of his sons are higher percentage and would be wonderful candidates to use on English based cows.



CCR KIOWA 5065H Sire of Lots 126-132.



CCR KIOWA 9628L Sells as Lot 126.

LOT **I26** CCR KIOWA 9628L
 Homo Black II Polled PB SM
 9/2/2023 9628L ASA# 4338160

| COLOR | SC | DISPOSITION | CALVING EASE | FRAME | GGP | G+ | ATM |
|-------|----|-------------|--------------|-------|-----|----|-----|
| Solid | 40 | 1 | ** | 5.7 | GGP | G+ | ATM |

HOOK'S BEACON 56B HOOK'S ENCORE 65E
 CCR KIOWA 5065H CCR MS ENCORE 9628G
 CCR MS 2073 COWBOY 5171C CCR MS LEUPOLD 7095E

| | CE | BW | WW | YW | MCE | MILK | MWW |
|------|------|-----|------|-------|------|-------|-------|
| EPD | 10.6 | 1.3 | 95.7 | 143.0 | 4.2 | 29.5 | 77.5 |
| Rank | 65 | 50 | 5 | 10 | 80 | 10 | 3 |
| | STAY | DOC | CW | MARB | REA | \$API | \$TI |
| EPD | 21.2 | 8.1 | 47.8 | 0.56 | 1.40 | 171.9 | 101.1 |
| Rank | 3 | 90 | 5 | 10 | 1 | 5 | 3 |

LOT **I27** CCR KIOWA 857L
 Homo Black II Polled PB SM
 9/11/2023 857L ASA# 4338067

| COLOR | SC | DISPOSITION | CALVING EASE | FRAME | GGP | G+ | ATM |
|-------|----|-------------|--------------|-------|-----|----|-----|
| Solid | 41 | 1 | ** | 5.6 | GGP | G+ | ATM |

HOOK'S BEACON 56B KOCH BIG TIMBER 685D
 CCR KIOWA 5065H CCR MS BIG TIMBER 8557F
 CCR MS 2073 COWBOY 5171C CCR MS WD RANGE 6537D

| | CE | BW | WW | YW | MCE | MILK | MWW |
|------|------|-----|------|-------|------|-------|------|
| EPD | 11.5 | 0.7 | 89.0 | 138.0 | 6.2 | 26.1 | 70.6 |
| Rank | 50 | 40 | 15 | 15 | 45 | 30 | 15 |
| | STAY | DOC | CW | MARB | REA | \$API | \$TI |
| EPD | 21.2 | 5.4 | 53.1 | 0.44 | 1.29 | 165.1 | 94.4 |
| Rank | 3 | 99 | 3 | 15 | 2 | 10 | 10 |

TW

LOT **I28** CCR KIOWA 8557L
 Homo Black II Polled PB SM
 9/11/2023 8557L ASA# 4338066

| COLOR | SC | DISPOSITION | CALVING EASE | FRAME | GGP | G+ |
|-------|----|-------------|--------------|-------|-----|----|
| Solid | 36 | 1 | ** | 5.5 | GGP | G+ |

HOOK'S BEACON 56B KOCH BIG TIMBER 685D
 CCR KIOWA 5065H CCR MS BIG TIMBER 8557F
 CCR MS 2073 COWBOY 5171C CCR MS WD RANGE 6537D

| | CE | BW | WW | YW | MCE | MILK | MWW |
|------|------|-----|------|-------|------|-------|------|
| EPD | 11.1 | 0.5 | 82.3 | 120.6 | 5.8 | 26.1 | 67.2 |
| Rank | 55 | 35 | 35 | 40 | 55 | 30 | 30 |
| | STAY | DOC | CW | MARB | REA | \$API | \$TI |
| EPD | 20.3 | 1.6 | 36.2 | 0.57 | 1.02 | 166.0 | 93.0 |
| Rank | 10 | 99 | 25 | 10 | 20 | 10 | 15 |

TW

LOT **I29** CCR KIOWA 8100L
 Homo Black || Homo Polled PB SM
 9/22/2023 8100L ASA# 4338036

LOT **I30** CCR KIOWA 8513L
 Homo Black || Homo Polled PB SM
 9/18/2023 8513L ASA# 4338048

| COLOR | SC | DISPOSITION | CALVING EASE | FRAME | GGP | G+ |
|-------|----|-------------|--------------|-------|-----|----|
| Solid | 38 | 1 | ** | 5.7 | GGP | G+ |

| COLOR | SC | DISPOSITION | CALVING EASE | FRAME | GGP | G+ | ATM |
|-------|----|-------------|--------------|-------|-----|----|-----|
| Solid | 37 | 1 | * | 5.6 | GGP | G+ | ATM |

HOOK'S BEACON 56B GIBBS 3009A ELEMENT
CCR KIOWA 5065H CCR MS ELEMENT 8100F
 CCR MS 2073 COWBOY 5171C CCR MS 7118 G DAY 3085A

HOOK'S BEACON 56B GIBBS 3009A ELEMENT
CCR KIOWA 5065H CCR MS 4015 ELMNT 8513F
 CCR MS 2073 COWBOY 5171C CCR MS 8012 COWBOY 4015B

| | CE | BW | WW | YW | MCE | MILK | MWW |
|------|------|-----|------|-------|------|-------|------|
| EPD | 11.0 | 0.5 | 73.3 | 113.0 | 6.1 | 31.3 | 67.9 |
| Rank | 60 | 35 | 70 | 60 | 50 | 5 | 25 |
| | STAY | DOC | CW | MARB | REA | \$API | \$TI |
| EPD | 21.7 | 3.3 | 46.2 | 0.41 | 1.25 | 158.1 | 85.2 |
| Rank | 2 | 99 | 10 | 15 | 3 | 15 | 35 |

| | CE | BW | WW | YW | MCE | MILK | MWW |
|------|------|-----|------|-------|------|-------|------|
| EPD | 8.6 | 1.9 | 84.1 | 126.7 | 5.2 | 26.7 | 68.6 |
| Rank | 85 | 65 | 30 | 30 | 65 | 25 | 25 |
| | STAY | DOC | CW | MARB | REA | \$API | \$TI |
| EPD | 16.8 | 2.3 | 34.1 | 0.62 | 0.86 | 157.3 | 93.5 |
| Rank | 40 | 99 | 30 | 4 | 55 | 15 | 15 |

TW

LOT **I31** CCR KIOWA 8617L
 Homo Black || Homo Polled PB SM
 9/13/2023 8617L ASA# 4338084

LOT **I32** CCR KIOWA 9728L
 Homo Black || Homo Polled PB SM
 9/5/2023 9728L ASA# 4338194

| COLOR | SC | DISPOSITION | CALVING EASE | FRAME | GGP | G+ |
|-------|----|-------------|--------------|-------|-----|----|
| Solid | 39 | 1 | ** | 5.8 | GGP | G+ |

| COLOR | SC | DISPOSITION | CALVING EASE | FRAME | GGP | G+ | ATM |
|-------|----|-------------|--------------|-------|-----|----|-----|
| Solid | 37 | 3 | ** | 5.6 | GGP | G+ | ATM |

HOOK'S BEACON 56B GIBBS 3009A ELEMENT
CCR KIOWA 5065H CCR MS 4069 ELMNT 8617F
 CCR MS 2073 COWBOY 5171C CCR MS 707 COWBOY 4069B

HOOK'S BEACON 56B KBHR HIGH ROAD E283
CCR KIOWA 5065H CCR MS 4069 H ROAD 9728G
 CCR MS 2073 COWBOY 5171C CCR MS 707 COWBOY 4069B

| | CE | BW | WW | YW | MCE | MILK | MWW |
|------|------|------|------|-------|------|-------|------|
| EPD | 12.7 | -0.2 | 74.9 | 112.8 | 7.6 | 32.0 | 69.4 |
| Rank | 35 | 25 | 65 | 60 | 25 | 3 | 20 |
| | STAY | DOC | CW | MARB | REA | \$API | \$TI |
| EPD | 20.7 | 8.6 | 30.0 | 0.55 | 1.16 | 167.1 | 90.4 |
| Rank | 4 | 85 | 45 | 10 | 10 | 10 | 20 |

| | CE | BW | WW | YW | MCE | MILK | MWW |
|------|------|------|------|-------|------|-------|------|
| EPD | 12.0 | 0.1 | 81.4 | 126.3 | 6.4 | 29.8 | 70.6 |
| Rank | 45 | 30 | 35 | 30 | 45 | 10 | 15 |
| | STAY | DOC | CW | MARB | REA | \$API | \$TI |
| EPD | 19.3 | -1.7 | 44.9 | 0.34 | 1.40 | 155.2 | 89.1 |
| Rank | 15 | 99 | 10 | 25 | 1 | 20 | 20 |





CCR 0306 EAGLE 5081L Sells as Lot 133.

Lots 133 and 134

The 0306H donor female left us with a great pair of Eagle sons. They are truly the cattlemen's kind and will provide added fleshing ability, muscle shape, and value to their progeny.



HOOK'S EAGLE 6E Sire of Los 133-134.

LOT **133** CCR 0306 EAGLE 5081L
 Homo Black II Polled PB SM
 8/30/2023 5081L ASA# 4337852

| COLOR | SC | DISPOSITION | CALVING EASE | FRAME | GGP | G+ | ATM |
|-------|----|-------------|--------------|-------|-----|----|-----|
| Solid | 36 | 1 | ** | 5.5 | | | |

HOOK'S BLACK HAWK 50B WS PROCLAMATION E202
 HOOK'S EAGLE 6E CCR MS PROCLAMATION 0306H
 HOOK'S CRYSTAL 1C CCR MS NATIONAL 5111C

| | CE | BW | WW | YW | MCE | MILK | MWW |
|------|------|------|------|-------|------|-------|------|
| EPD | 13.1 | -0.2 | 94.7 | 148.2 | 5.9 | 23.9 | 71.1 |
| Rank | 30 | 25 | 10 | 5 | 50 | 45 | 15 |
| | STAY | DOC | CW | MARB | REA | \$API | \$TI |
| EPD | 14.3 | 14.0 | 36.0 | 0.29 | 1.02 | 149.0 | 95.1 |
| Rank | 65 | 25 | 25 | 30 | 20 | 25 | 10 |
| ET | | | | | | | |

LOT **134** CCR 0306 EAGLE 3993L
 Homo Black II Polled PB SM
 9/5/2023 3993L ASA# 4337808

| COLOR | SC | DISPOSITION | CALVING EASE | FRAME | GGP | G+ | ATM |
|-------|----|-------------|--------------|-------|-----|----|-----|
| Solid | 36 | 1 | *** | 5.5 | | | |

HOOK'S BLACK HAWK 50B WS PROCLAMATION E202
 HOOK'S EAGLE 6E CCR MS PROCLAMATION 0306H
 HOOK'S CRYSTAL 1C CCR MS NATIONAL 5111C

| | CE | BW | WW | YW | MCE | MILK | MWW |
|------|------|------|------|-------|------|-------|------|
| EPD | 15.0 | -1.2 | 89.9 | 126.8 | 7.2 | 23.9 | 68.8 |
| Rank | 15 | 15 | 15 | 30 | 30 | 45 | 25 |
| | STAY | DOC | CW | MARB | REA | \$API | \$TI |
| EPD | 18.3 | 15.0 | 38.6 | 0.51 | 1.22 | 169.2 | 98.7 |
| Rank | 20 | 15 | 20 | 10 | 4 | 10 | 5 |
| ET | | | | | | | |



HA JETPACK 60J

A wonderful genetic profile and great type is what you will find in a strong selection of Jetpack sons we have for your evaluation in 2025. The Jetpack sons offer pleasing phenotype and great uniformity. We believe they will help from both a maternal and terminal standpoint.

HA JETPACK 60J Sire of Lots 135-140.

LOT **I35** CCR JETPACK 0315L
 Homo Black || Homo Polled 3/4 SM 1/4 AN
 9/24/2023 0315L ASA# 4338290

| COLOR | SC | DISPOSITION | CALVING EASE | FRAME | ⚡GGP | G+ | ATM |
|-------|----|-------------|--------------|-------|------|----|-----|
| Solid | 37 | 1 | * | 6.0 | | | |

| EGL FIREMAN 111F | | KBHR HIGH ROAD E283 | | | | |
|------------------|------|------------------------|-------|------|-------|------|
| HA JETPACK 60J | | CCR MS HIGH ROAD 0315H | | | | |
| HOOK'S CERES 11C | | CCR MS SPARTAN 6536D | | | | |
| CE | BW | WW | YW | MCE | MILK | MWW |
| EPD 12.7 | 2.5 | 100.7 | 159.6 | 7.2 | 21.7 | 71.7 |
| Rank 50 | 90 | 2 | 2 | 45 | 70 | 15 |
| STAY | DOC | CW | MARB | REA | \$API | \$TI |
| EPD 16.1 | 12.6 | 50.6 | 0.30 | 0.92 | 138.6 | 91.0 |
| Rank 35 | 50 | 10 | 65 | 15 | 45 | 20 |

LOT **I36** CCR JETPACK 0341L
 Homo Black || Homo Polled 5/8 SM 3/8 AN
 8/25/2023 0341L ASA# 4338302

| COLOR | SC | DISPOSITION | CALVING EASE | FRAME | ⚡GGP | G+ | ATM |
|-------|----|-------------|--------------|-------|------|----|-----|
| Solid | 36 | 1 | ** | 5.5 | | | |

| EGL FIREMAN 111F | | CCR COMMANDER 5135F | | | | |
|------------------|------|------------------------|-------|------|-------|------|
| HA JETPACK 60J | | CCR MS COMMANDER 0341H | | | | |
| HOOK'S CERES 11C | | CCR MS 3438 PHNM 6467D | | | | |
| CE | BW | WW | YW | MCE | MILK | MWW |
| EPD 13.5 | 0.7 | 88.7 | 140.5 | 8.6 | 25.1 | 68.8 |
| Rank 40 | 65 | 15 | 15 | 25 | 40 | 20 |
| STAY | DOC | CW | MARB | REA | \$API | \$TI |
| EPD 19.4 | 10.8 | 36.8 | 0.77 | 0.90 | 170.3 | 98.1 |
| Rank 10 | 75 | 40 | 10 | 20 | 5 | 5 |

LOT **I37** CCR JETPACK 0474L
 Homo Black || Polled 5/8 SM 3/8 AN
 9/21/2023 0474L ASA# 4338379

| COLOR | SC | DISPOSITION | CALVING EASE | FRAME | ⚡GGP | G+ |
|-------|----|-------------|--------------|-------|------|----|
| Solid | 41 | 1 | ** | 5.2 | | |

| EGL FIREMAN 111F | | CCR COMMANDER 5135F | | | | |
|------------------|-----|------------------------|-------|------|-------|------|
| HA JETPACK 60J | | CCR MS COMMANDER 0474H | | | | |
| HOOK'S CERES 11C | | CCR MS CATALYST 3137A | | | | |
| CE | BW | WW | YW | MCE | MILK | MWW |
| EPD 11.5 | 0.6 | 85.3 | 135.3 | 5.7 | 24.3 | 66.2 |
| Rank 65 | 60 | 20 | 20 | 70 | 50 | 30 |
| STAY | DOC | CW | MARB | REA | \$API | \$TI |
| EPD 20.0 | 9.3 | 25.0 | 0.63 | 0.56 | 160.2 | 92.3 |
| Rank 5 | 85 | 75 | 15 | 75 | 15 | 15 |

LOT **I38** CCR JETPACK 0520L
 Homo Black || Homo Polled 3/4 SM 1/4 AN
 9/5/2023 0520L ASA# 4338401

| COLOR | SC | DISPOSITION | CALVING EASE | FRAME | ⚡GGP | G+ | ATM |
|-------|----|-------------|--------------|-------|------|----|-----|
| Solid | 37 | 1 | * | 5.6 | | | |

| EGL FIREMAN 111F | | CCR 2409 PAY DIRT 1071F | | | | |
|------------------|------|-------------------------|-------|------|-------|------|
| HA JETPACK 60J | | CCR MS 1071 0520H | | | | |
| HOOK'S CERES 11C | | CCR MS 9332 E-Z-3 3351A | | | | |
| CE | BW | WW | YW | MCE | MILK | MWW |
| EPD 10.0 | 3.1 | 96.6 | 151.9 | 3.7 | 20.7 | 68.7 |
| Rank 85 | 95 | 3 | 4 | 95 | 80 | 20 |
| STAY | DOC | CW | MARB | REA | \$API | \$TI |
| EPD 19.8 | 14.9 | 31.7 | 0.44 | 0.97 | 148.1 | 91.5 |
| Rank 10 | 20 | 55 | 40 | 10 | 30 | 15 |

JETPACK AND WAR PAINT SONS

LOT **139** CCR JETPACK 0329L
 Homo Black II Homo Polled 3/4 SM 1/4 AN
 10/4/2023 0329L ASA# 4338298

| COLOR | SC | DISPOSITION | CALVING EASE | FRAME | GGP | G+ | ATM |
|-------|----|-------------|--------------|-------|-----|----|-----|
| Solid | 36 | 1 | * | 6.0 | GGP | G+ | ATM |

EGL FIREMAN 111F TJ HEISMAN 388F
 HA JETPACK 60J CCR MS HEISMAN 0329H
 HOOK'S CERES 11C CCR MS FLINT HILLS 6416D

| | CE | BW | WW | YW | MCE | MILK | MWW |
|------|------|------|-------|-------|------|-------|-------|
| EPD | 8.1 | 2.2 | 103.1 | 169.0 | 4.4 | 24.6 | 75.8 |
| Rank | 95 | 90 | 1 | 1 | 90 | 45 | 4 |
| | STAY | DOC | CW | MARB | REA | \$API | \$TI |
| EPD | 21.3 | 16.2 | 52.5 | 0.73 | 0.71 | 169.1 | 103.3 |
| Rank | 2 | 15 | 10 | 10 | 45 | 10 | 2 |



CCR MS JUSTIFIED 0517H Dam of Lots 141-142.



TJ WAR PAINT 759J Sire of Lots 141-144.

LOT **143** CCR WAR PAINT 0443L
 Homo Black II Homo Polled 5/8 SM 3/8 AN
 9/6/2023 0443L ASA# 4338361

| COLOR | SC | DISPOSITION | CALVING EASE | FRAME | GGP | G+ | ATM |
|-------|----|-------------|--------------|-------|-----|----|-----|
| BWF | 36 | 1 | * | 5.7 | GGP | G+ | ATM |

TJ CHIEF 460G HOOK'S FLINT 2F
 TJ WAR PAINT 759J CCR MS FLINT 0443H
 TJ 2D CCR MS COWBOY 7653E

| | CE | BW | WW | YW | MCE | MILK | MWW |
|------|------|------|-------|-------|------|-------|------|
| EPD | 7.3 | 2.5 | 101.0 | 149.4 | 4.9 | 32.7 | 82.9 |
| Rank | 99 | 90 | 2 | 5 | 85 | 4 | 1 |
| | STAY | DOC | CW | MARB | REA | \$API | \$TI |
| EPD | 18.6 | 15.1 | 46.0 | 0.36 | 0.70 | 137.0 | 91.4 |
| Rank | 15 | 20 | 20 | 55 | 50 | 45 | 15 |

LOT **140** CCR JETPACK 0207L
 Homo Black II Homo Polled 5/8 SM 3/8 AN
 9/10/2023 0207L ASA# 4338240

| COLOR | SC | DISPOSITION | CALVING EASE | FRAME | GGP | G+ | ATM |
|-------|----|-------------|--------------|-------|-----|----|-----|
| Solid | 40 | 1 | **** | 5.5 | GGP | G+ | ATM |

EGL FIREMAN 111F IR OPPORTUNITY D950
 HA JETPACK 60J CCR MS OPPORTUNITY 0207H
 HOOK'S CERES 11C CCR MS BIG TIMBER 8517F

| | CE | BW | WW | YW | MCE | MILK | MWW |
|------|------|------|------|-------|------|-------|------|
| EPD | 15.4 | -1.4 | 84.7 | 133.5 | 9.2 | 27.1 | 69.2 |
| Rank | 20 | 25 | 20 | 20 | 20 | 25 | 20 |
| | STAY | DOC | CW | MARB | REA | \$API | \$TI |
| EPD | 21.7 | 20.9 | 34.5 | 0.59 | 0.77 | 169.1 | 93.8 |
| Rank | 2 | 1 | 45 | 20 | 35 | 10 | 10 |

LOT **141** CCR 0517 WAR PAINT 3997L
 Homo Black II Homo Polled 1/2 SM 1/2 AN
 9/5/2023 3997L ASA# 4337800

| COLOR | SC | DISPOSITION | CALVING EASE | FRAME | GGP | G+ | ATM |
|-------|----|-------------|--------------|-------|-----|----|-----|
| Solid | 37 | 1 | ** | 5.4 | GGP | G+ | ATM |

TJ CHIEF 460G KG JUSTIFIED 3023
 TJ WAR PAINT 759J CCR MS JUSTIFIED 0517H
 TJ 2D CCR MS 9332 E-Z-3 3428A

| | CE | BW | WW | YW | MCE | MILK | MWW |
|------|------|------|------|-------|------|-------|------|
| EPD | 10.5 | -1.2 | 76.0 | 103.0 | 5.9 | 32.8 | 70.7 |
| Rank | 80 | 30 | 50 | 80 | 70 | 3 | 15 |
| | STAY | DOC | CW | MARB | REA | \$API | \$TI |
| EPD | 23.4 | 11.7 | 20.5 | 0.62 | 0.41 | 160.2 | 87.3 |
| Rank | 1 | 60 | 90 | 20 | 90 | 15 | 30 |

LOT **142** CCR 0517 WAR PAINT 4504L
 Homo Black II Homo Polled 1/2 SM 1/2 AN
 9/1/2023 4504L ASA# 4337839

| COLOR | SC | DISPOSITION | CALVING EASE | FRAME | GGP | G+ | ATM |
|-------|----|-------------|--------------|-------|-----|----|-----|
| BWF | 37 | 1 | * | 5.2 | GGP | G+ | ATM |

TJ CHIEF 460G KG JUSTIFIED 3023
 TJ WAR PAINT 759J CCR MS JUSTIFIED 0517H
 TJ 2D CCR MS 9332 E-Z-3 3428A

| | CE | BW | WW | YW | MCE | MILK | MWW |
|------|------|------|------|-------|------|-------|------|
| EPD | 8.3 | 3.3 | 89.5 | 132.6 | 4.6 | 32.8 | 77.4 |
| Rank | 95 | 95 | 10 | 25 | 85 | 3 | 3 |
| | STAY | DOC | CW | MARB | REA | \$API | \$TI |
| EPD | 20.8 | 10.3 | 46.8 | 0.57 | 0.82 | 148.5 | 89.0 |
| Rank | 3 | 80 | 15 | 25 | 30 | 30 | 25 |

LOT **144** CCR WAR PAINT 0358L
 Homo Black II Homo Polled 5/8 SM 3/8 AN
 9/5/2023 0358L ASA# 4338312

| COLOR | SC | DISPOSITION | CALVING EASE | FRAME | GGP | G+ | ATM |
|-------|----|-------------|--------------|-------|-----|----|-----|
| Solid | 39 | 1 | * | 5.6 | GGP | G+ | ATM |

TJ CHIEF 460G CCR BIG TIMBER 6540F
 TJ WAR PAINT 759J CCR MS 6540 0358H
 TJ 2D CCR MS 3362 YUMA 8103F

| | CE | BW | WW | YW | MCE | MILK | MWW |
|------|------|------|------|-------|------|-------|------|
| EPD | 7.5 | 3.0 | 91.7 | 130.3 | 4.1 | 31.7 | 77.4 |
| Rank | 95 | 95 | 10 | 25 | 90 | 5 | 3 |
| | STAY | DOC | CW | MARB | REA | \$API | \$TI |
| EPD | 16.9 | 10.9 | 46.3 | 0.52 | 0.45 | 136.4 | 88.3 |
| Rank | 30 | 70 | 15 | 30 | 90 | 50 | 25 |

LOT **145** **CCR SOUTHERN 1376L**
 Homo Black II Homo Polled 5/8 SM 3/8 AN
 8/21/2023 1376L ASA# 4338473

| COLOR | SC | DISPOSITION | CALVING EASE | FRAME | GGP | G+ | ACE |
|-------|----|-------------|--------------|-------|-----|----|-----|
| Solid | 39 | 1 | **** | 5.8 | GGP | G+ | ACE |



SOUTHERN FORTUNE TELLER Sire of Lots 145-149.

LEACHMAN PROPHET J030Z LBRS GENESIS G69
SOUTHERN FORTUNE TELLER CCR MS GENESIS 1376J
 GW MISS PREM BEEF 246Z CCR MS WD RANGE 6549D

| | CE | BW | WW | YW | MCE | MILK | MWW |
|------|------|------|------|-------|------|-------|-------|
| EPD | 16.2 | -1.5 | 89.5 | 144.6 | 7.6 | 24.2 | 68.9 |
| Rank | 15 | 25 | 10 | 10 | 40 | 50 | 20 |
| | STAY | DOC | CW | MARB | REA | \$API | \$TI |
| EPD | 12.4 | 18.8 | 52.5 | 0.80 | 0.84 | 165.4 | 101.7 |
| Rank | 75 | 3 | 10 | 10 | 25 | 10 | 2 |

LOT **146** **CCR SOUTHERN 1383L**
 Homo Black II Homo Polled 1/2 SM 1/2 AN
 8/23/2023 1383L ASA# 4338478

| COLOR | SC | DISPOSITION | CALVING EASE | FRAME | GGP | G+ | ATM |
|-------|----|-------------|--------------|-------|-----|----|-----|
| Solid | 34 | 1 | ** | 5.5 | GGP | G+ | ATM |

LOT **147** **CCR SOUTHERN 1398L**
 Homo Black II Homo Polled 5/8 SM 3/8 AN
 9/17/2023 1398L ASA# 4338482

| COLOR | SC | DISPOSITION | CALVING EASE | FRAME | GGP | G+ |
|-------|----|-------------|--------------|-------|-----|----|
| Solid | 33 | 1 | *** | 5.8 | GGP | G+ |

LEACHMAN PROPHET J030Z TEHAMA PATRIARCH F028
SOUTHERN FORTUNE TELLER CCR MS PATRIARCH 1383J
 GW MISS PREM BEEF 246Z CCR MS COWBOY 4042B

LEACHMAN PROPHET J030Z HOOK'S FRONTLINE 40F
SOUTHERN FORTUNE TELLER CCR MS FRONTLINE 1398J
 GW MISS PREM BEEF 246Z CCR MS PHENOM 6189D

| | CE | BW | WW | YW | MCE | MILK | MWW |
|------|------|------|------|-------|------|-------|------|
| EPD | 12.5 | 0.1 | 89.2 | 137.4 | 6.3 | 27.3 | 72.6 |
| Rank | 55 | 50 | 15 | 15 | 60 | 25 | 10 |
| | STAY | DOC | CW | MARB | REA | \$API | \$TI |
| EPD | 13.2 | 19.2 | 60.4 | 0.67 | 1.11 | 152.0 | 96.6 |
| Rank | 70 | 2 | 3 | 15 | 4 | 25 | 10 |

| | CE | BW | WW | YW | MCE | MILK | MWW |
|------|------|------|------|-------|------|-------|------|
| EPD | 12.4 | -3.7 | 71.2 | 117.5 | 5.9 | 28.5 | 64.0 |
| Rank | 55 | 10 | 70 | 50 | 70 | 20 | 40 |
| | STAY | DOC | CW | MARB | REA | \$API | \$TI |
| EPD | 13.8 | 16.1 | 59.1 | 0.85 | 1.05 | 163.7 | 95.2 |
| Rank | 60 | 15 | 3 | 4 | 10 | 10 | 10 |

LOT **148** **CCR SOUTHERN 1482L**
 Homo Black II Homo Polled 1/4 SM 3/4 AN
 9/8/2023 1482L ASA# 4338517

| COLOR | SC | DISPOSITION | CALVING EASE | FRAME | GGP | G+ |
|-------|----|-------------|--------------|-------|-----|----|
| Solid | 36 | 1 | *** | 5.7 | GGP | G+ |

LOT **149** **CCR SOUTHERN 1257L**
 Homo Black II Homo Polled 1/2 SM 1/2 AN
 8/27/2023 1257L ASA# 4338421

| COLOR | SC | DISPOSITION | CALVING EASE | FRAME | GGP | G+ |
|-------|----|-------------|--------------|-------|-----|----|
| Solid | 37 | 2 | **** | 5.5 | GGP | G+ |

LEACHMAN PROPHET J030Z DEER VALLEY UNIQUE 5635
SOUTHERN FORTUNE TELLER CCR MS UNIQUE 1482J
 GW MISS PREM BEEF 246Z BJ ASHLAND 8219

LEACHMAN PROPHET J030Z TEHAMA PATRIARCH F028
SOUTHERN FORTUNE TELLER CCR MS 8636 PATRIARCH 1257J
 GW MISS PREM BEEF 246Z CCR MS 5161 COWBOY 8636F

| | CE | BW | WW | YW | MCE | MILK | MWW |
|------|------|------|------|-------|------|-------|------|
| EPD | 13.6 | -1.1 | 85.1 | 146.3 | 6.3 | 26.4 | 69.3 |
| Rank | 40 | 30 | 20 | 10 | 60 | 30 | 20 |
| | STAY | DOC | CW | MARB | REA | \$API | \$TI |
| EPD | 11.1 | 11.9 | 59.7 | 0.82 | 1.17 | 156.4 | 98.2 |
| Rank | 85 | 60 | 3 | 5 | 2 | 20 | 4 |

| | CE | BW | WW | YW | MCE | MILK | MWW |
|------|------|------|------|-------|------|-------|------|
| EPD | 16.9 | -2.1 | 75.4 | 127.5 | 9.4 | 27.6 | 66.0 |
| Rank | 10 | 20 | 55 | 30 | 15 | 25 | 35 |
| | STAY | DOC | CW | MARB | REA | \$API | \$TI |
| EPD | 9.7 | 17.7 | 46.2 | 0.82 | 0.73 | 158.2 | 95.1 |
| Rank | 95 | 5 | 20 | 5 | 45 | 15 | 10 |

LOT **150** **CCR ECLIPSE 1406L**
 Black II Polled 3/4 SM 1/4 AN
 8/23/2023 1406L ASA# 4338485

| COLOR | SC | DISPOSITION | CALVING EASE | FRAME | GGP | G+ | ACE |
|-------|----|-------------|--------------|-------|-----|----|-----|
| Solid | 37 | 1 | **** | 5.6 | GGP | G+ | ACE |



CCR ECLIPSE 1406L Sells as Lot 150.

BRIDLE BIT CALVARY C503 HOOK'S ENCORE 65E
BRIDLE BIT ECLIPSE E744 CCR MS ENCORE 1406J
 BRIDLE BIT MISS A327 CCR MS EXPEDITION 4463B

| | CE | BW | WW | YW | MCE | MILK | MWW |
|------|------|------|------|-------|------|-------|------|
| EPD | 20.6 | -4.7 | 76.9 | 120.0 | 10.9 | 31.3 | 69.7 |
| Rank | 2 | 3 | 45 | 45 | 5 | 10 | 20 |
| | STAY | DOC | CW | MARB | REA | \$API | \$TI |
| EPD | 17.1 | 19.1 | 36.9 | 0.77 | 0.69 | 178.9 | 98.2 |
| Rank | 25 | 3 | 40 | 10 | 50 | 3 | 4 |

AGE ADVANTAGED BULLS

LOT **151** **CCR ECLIPSE 1419L**
 Homo Black || Homo Polled 5/8 SM 3/8 AN
 8/27/2023 1419L ASA# 4338493

| COLOR | SC | DISPOSITION | CALVING EASE | FRAME | ✂GGP | G+ | ATM |
|-------|----|-------------|--------------|-------|------|----|-----|
| Solid | 38 | 1 | **** | 5.8 | | | |

BRIDLE BIT CALVARY C503 HOOK'S GALILEO 210G
 BRIDLE BIT ECLIPSE E744 CCR MS GALILEO 1419J
 BRIDLE BIT MISS A327 CCR MS 4015 ENCORE 9611G

| | CE | BW | WW | YW | MCE | MILK | MWW |
|------|------|------|------|-------|------|-------|------|
| EPD | 16.7 | -1.8 | 83.4 | 128.8 | 9.4 | 31.8 | 73.4 |
| Rank | 15 | 20 | 25 | 30 | 15 | 5 | 10 |
| | STAY | DOC | CW | MARB | REA | \$API | \$TI |
| EPD | 17.1 | 14.1 | 24.8 | 0.84 | 0.21 | 174.4 | 99.5 |
| Rank | 25 | 30 | 80 | 4 | 99 | 4 | 3 |



CCR BEDROCK 1325L Sells as Lot 154.

LOT **154** **CCR BEDROCK 1325L**
 Homo Black || Homo Polled 1/2 SM 1/2 AN
 8/16/2023 1325L ASA# 4338449

| COLOR | SC | DISPOSITION | CALVING EASE | FRAME | ✂GGP | G+ | ATM |
|-------|----|-------------|--------------|-------|------|----|-----|
| Solid | 39 | 1 | ** | 6.0 | | | |

TEHAMA PATRIARCH F028 GIBBS 7382E BROAD RANGE
 CCR BEDROCK 5171J CCR MS BROAD RANGE 1325J
 CCR MS 2073 COWBOY 5171C BJ PLAYBOOK 8228

| | CE | BW | WW | YW | MCE | MILK | MWW |
|------|------|------|------|-------|------|-------|-------|
| EPD | 13.7 | 0.1 | 98.7 | 165.3 | 8.8 | 30.6 | 81.1 |
| Rank | 40 | 50 | 2 | 1 | 25 | 10 | 1 |
| | STAY | DOC | CW | MARB | REA | \$API | \$TI |
| EPD | 8.9 | 17.7 | 67.0 | 0.73 | 0.84 | 153.4 | 104.2 |
| Rank | 95 | 5 | 1 | 10 | 25 | 20 | 1 |

LOT **156** **CCR BONAFIDE 3998L**
 Homo Black || Polled 1/2 SM 1/2 AN
 9/20/2023 3998L ASA# 4337796

| COLOR | SC | DISPOSITION | CALVING EASE | FRAME | ✂GGP | G+ |
|-------|----|-------------|--------------|-------|------|----|
| Solid | 38 | 1 | *** | 5.7 | | |

KM BROKEN BOW 002 CCR CATALYST 7035W
 CCR BONAFIDE 5116F CCR MS CATALYST 3056A
 CCR MS SINGLETARY 2340Z CCR MS P BEEF 4013P

| | CE | BW | WW | YW | MCE | MILK | MWW |
|------|------|------|------|-------|------|-------|------|
| EPD | 14.4 | 0.3 | 69.3 | 108.6 | 10.1 | 33.2 | 68.1 |
| Rank | 30 | 55 | 75 | 70 | 10 | 3 | 25 |
| | STAY | DOC | CW | MARB | REA | \$API | \$TI |
| EPD | 16.7 | 20.7 | 46.5 | 0.85 | 0.84 | 162.2 | 89.0 |
| Rank | 30 | 1 | 15 | 4 | 25 | 10 | 25 |

LOT **152** **CCR 6044J 3999L**
 Homo Black || Homo Polled 3/4 SM 1/4 AN
 10/31/2023 3999L ASA# 4337794

| COLOR | SC | DISPOSITION | CALVING EASE | FRAME | ✂GGP | ATM |
|-------|----|-------------|--------------|-------|------|-----|
| Solid | 36 | 1 | * | 6.1 | | |

TJ HEISMAN 388F IR EXPEDITION W413
 CCR 6175 HEISMAN 6044J CCR MS EXPEDITION 3036A
 CCR MS 2407 WD RNG 6175D CCR 0135 STAR 7107T

| | CE | BW | WW | YW | MCE | MILK | MWW |
|------|------|------|------|-------|------|-------|------|
| EPD | 7.5 | 3.3 | 93.2 | 148.8 | 4.6 | 25.3 | 71.8 |
| Rank | 95 | 95 | 10 | 5 | 85 | 40 | 15 |
| | STAY | DOC | CW | MARB | REA | \$API | \$TI |
| EPD | 15.5 | 15.1 | 51.5 | 0.35 | 0.66 | 128.0 | 85.4 |
| Rank | 45 | 20 | 10 | 55 | 55 | 60 | 35 |

LOT **153** **CCR 6044J 4146L**
 Homo Black || Homo Polled 5/8 SM 3/8 AN
 9/25/2023 4146L ASA# 4337820

| COLOR | SC | DISPOSITION | CALVING EASE | FRAME | ✂GGP | G+ | ATM |
|-------|----|-------------|--------------|-------|------|----|-----|
| Solid | 38 | 1 | **** | 5.4 | | | |

TJ HEISMAN 388F GW ROBUST 605Z
 CCR 6175 HEISMAN 6044J CCR MS ROBUST 4146B
 CCR MS 2407 WD RNG 6175D CCR MS TRIBUTE 2119Z

| | CE | BW | WW | YW | MCE | MILK | MWW |
|------|------|------|------|-------|------|-------|------|
| EPD | 14.9 | -1.5 | 80.3 | 115.2 | 8.5 | 26.9 | 67.0 |
| Rank | 25 | 25 | 35 | 55 | 25 | 30 | 30 |
| | STAY | DOC | CW | MARB | REA | \$API | \$TI |
| EPD | 18.3 | 16.3 | 29.5 | 0.23 | 0.70 | 138.3 | 81.6 |
| Rank | 15 | 15 | 65 | 75 | 50 | 45 | 50 |

LOT **155** **CCR BEDROCK 1436L**
 Homo Black || Homo Polled 5/8 SM 3/8 AN
 8/21/2023 1436L ASA# 4338501

| COLOR | SC | DISPOSITION | CALVING EASE | FRAME | ✂GGP | G+ | ATM |
|-------|----|-------------|--------------|-------|------|----|-----|
| Solid | 38 | 1 | ** | 5.7 | | | |

TEHAMA PATRIARCH F028 TJ FLAT IRON 259G
 CCR BEDROCK 5171J CCR MS FLAT IRON 1436J
 CCR MS 2073 COWBOY 5171C CCR MS BEACON 9567G

| | CE | BW | WW | YW | MCE | MILK | MWW |
|------|------|-----|-------|-------|------|-------|-------|
| EPD | 14.2 | 2.0 | 102.0 | 162.9 | 8.1 | 31.1 | 82.9 |
| Rank | 35 | 85 | 1 | 1 | 30 | 10 | 1 |
| | STAY | DOC | CW | MARB | REA | \$API | \$TI |
| EPD | 14.7 | 7.1 | 74.0 | 0.74 | 0.90 | 162.5 | 103.7 |
| Rank | 50 | 95 | 1 | 10 | 20 | 10 | 1 |

LOT **157** **CCR BONAFIDE 6149L**
 Homo Black || Homo Polled 1/2 SM 1/2 AN
 9/13/2023 6149L ASA# 4337893

| COLOR | SC | DISPOSITION | CALVING EASE | FRAME | ✂GGP | G+ | ATM |
|-------|----|-------------|--------------|-------|------|----|-----|
| Solid | 37 | 1 | * | 5.5 | | | |

KM BROKEN BOW 002 CCR BIG SPREAD 2057B
 CCR BONAFIDE 5116F CCR MS BIG SPREAD 6149D
 CCR MS SINGLETARY 2340Z CCR MS 707 S FIRE 3048A

| | CE | BW | WW | YW | MCE | MILK | MWW |
|------|------|------|------|-------|------|-------|------|
| EPD | 8.5 | 2.4 | 82.4 | 144.6 | 5.9 | 20.1 | 61.6 |
| Rank | 95 | 90 | 30 | 10 | 70 | 85 | 55 |
| | STAY | DOC | CW | MARB | REA | \$API | \$TI |
| EPD | 15.8 | 13.2 | 68.7 | 0.65 | 0.89 | 146.2 | 88.1 |
| Rank | 40 | 40 | 1 | 15 | 20 | 30 | 25 |

LOT 158 CCR POUNDER 9793L
 Homo Black || Homo Polled 1/2 SM 1/2 AN
 9/1/2023 9793L ASA# 4338222

LOT 159 CCR HOMELAND 0451L
 Homo Black || Homo Polled 5/8 SM 3/8 AN
 9/5/2023 0451L ASA# 4338367

| COLOR | SC | DISPOSITION | CALVING EASE | FRAME | ⚡GGP | G+ | ATM |
|-------|----|-------------|--------------|-------|------|----|-----|
| Solid | 38 | 1 | ** | 5.8 | | | |

| COLOR | SC | DISPOSITION | CALVING EASE | FRAME | ⚡GGP | G+ | ATM |
|-------|----|-------------|--------------|-------|------|----|-----|
| Solid | 38 | 1 | ** | 5.5 | | | |

CCR PAY DIRT 2340C MGR TREASURE
CCR POUNDER 2045F CCR MS 5171 TREASURE 9793G
 CCR MS 707 COWBOY 4123B CCR MS 2073 COWBOY 5171C

REDHILL 672X X004 231A TJ UNION 379F
CLRS HOMELAND 327H CCR MS UNION 0451H
 CLRS ALWAYS XCELLENT CCR MS ROBUST 4517B

| | CE | BW | WW | YW | MCE | MILK | MWW |
|------|------|------|-------|-------|------|-------|-------|
| EPD | 11.3 | 1.6 | 102.4 | 167.0 | 7.5 | 29.6 | 81.6 |
| Rank | 70 | 80 | 1 | 1 | 40 | 15 | 1 |
| | STAY | DOC | CW | MARB | REA | \$API | \$TI |
| EPD | 16.7 | 13.3 | 63.5 | 0.57 | 0.89 | 155.5 | 100.2 |
| Rank | 30 | 40 | 2 | 25 | 20 | 20 | 3 |

| | CE | BW | WW | YW | MCE | MILK | MWW |
|------|------|------|------|-------|------|-------|------|
| EPD | 12.1 | -2.0 | 69.3 | 100.2 | 6.8 | 26.5 | 61.1 |
| Rank | 60 | 20 | 75 | 85 | 55 | 30 | 55 |
| | STAY | DOC | CW | MARB | REA | \$API | \$TI |
| EPD | 19.6 | 14.8 | 11.4 | 0.36 | 0.83 | 142.1 | 79.2 |
| Rank | 10 | 25 | 99 | 55 | 25 | 40 | 60 |

LOT 160 CCR 0360 CRAFTSMAN 3994L
 Homo Black || Homo Polled 1/2 SM 1/2 AN
 9/1/2023 3994L ASA# 4337805

LOT 161 CCR JURISDICTION 0431L
 Hetero Black || Homo Polled PB SM
 9/21/2023 0431L ASA# 4338356

| COLOR | SC | DISPOSITION | CALVING EASE | FRAME | ⚡GGP | G+ | ATM |
|-------|----|-------------|--------------|-------|------|----|-----|
| Solid | 36 | 1 | ** | 5.4 | | | |

| COLOR | SC | DISPOSITION | CALVING EASE | FRAME | ⚡GGP | G+ | ATM |
|-------|----|-------------|--------------|-------|------|----|-----|
| Solid | 32 | 1 | **** | 5.3 | | | |

SITZ RESILIENT 10208 TJ HEISMAN 388F
CONNELY CRAFTSMAN CCR MS HEISMAN 0360H
 BLACK CATHY OF CONANGA 8521 CCR MS COWBOY 7637E

HOOK'S GALILEO 210G HOOK'S FULL FIGURES 11F
FP/L JURISDICTION 103J CCR MS F FIGURES 0431H
 FP/L GLACIER 902G CCR MS ALL ABOARD 7530E

| | CE | BW | WW | YW | MCE | MILK | MWW |
|------|------|------|------|-------|------|-------|------|
| EPD | 11.4 | -0.1 | 90.8 | 148.9 | 6.8 | 34.1 | 80.5 |
| Rank | 70 | 50 | 10 | 5 | 55 | 2 | 1 |
| | STAY | DOC | CW | MARB | REA | \$API | \$TI |
| EPD | 18.2 | 16.3 | 46.4 | 0.62 | 0.30 | 157.6 | 95.4 |
| Rank | 15 | 15 | 15 | 20 | 99 | 15 | 10 |

| | CE | BW | WW | YW | MCE | MILK | MWW |
|------|------|------|------|------|------|-------|------|
| EPD | 19.1 | -4.0 | 63.0 | 89.0 | 11.8 | 29.4 | 60.8 |
| Rank | 1 | 1 | 99 | 99 | 1 | 10 | 55 |
| | STAY | DOC | CW | MARB | REA | \$API | \$TI |
| EPD | 14.3 | 7.9 | 31.0 | 0.78 | 0.88 | 176.4 | 93.8 |
| Rank | 65 | 90 | 40 | 1 | 50 | 3 | 15 |

LOT 162 CCR TRIPLE CROWN 1294L
 Homo Black || Homo Polled 5/8 SM 3/8 AN
 9/11/2023 1294L ASA# 4338440

| COLOR | SC | DISPOSITION | CALVING EASE | FRAME | ⚡GGP | G+ | ACE |
|-------|------|-------------|--------------|-------|------|----|-----|
| Solid | 33.5 | 1 | **** | 5.5 | | | |

J BAR J NIGHTRIDE 225Z CCR BONAFIDE 5116F
GW TRIPLE CROWN 018C CCR MS BONAFIDE 1294J
 GW MISS GPRD 359A CCR MS FRONTIER 7638E

| | CE | BW | WW | YW | MCE | MILK | MWW |
|------|------|------|------|-------|------|-------|------|
| EPD | 19.7 | -4.3 | 79.1 | 135.5 | 12.6 | 20.9 | 60.5 |
| Rank | 3 | 4 | 40 | 20 | 1 | 75 | 60 |
| | STAY | DOC | CW | MARB | REA | \$API | \$TI |
| EPD | 19.7 | 22.5 | 43.2 | 0.72 | 0.90 | 183.1 | 97.7 |
| Rank | 10 | 1 | 25 | 10 | 20 | 2 | 5 |



CCR TRIPLE CROWN 1294L Sells as Lot 162.

LOT 163 CCR TRIPLE CROWN 1434L
 Homo Black || Homo Polled 5/8 SM 3/8 AN
 9/3/2023 1434L ASA# 4338499

LOT 164 CCR GALILEO 3995L
 Homo Black || Homo Polled PB SM
 9/11/2023 3995L ASA# 4337804

| COLOR | SC | DISPOSITION | CALVING EASE | FRAME | ⚡GGP | G+ | ATM |
|-------|----|-------------|--------------|-------|------|----|-----|
| Solid | 36 | 1 | **** | 5.4 | | | |

| COLOR | SC | DISPOSITION | CALVING EASE | FRAME | ⚡GGP | G+ | ATM |
|-------|----|-------------|--------------|-------|------|----|-----|
| Solid | 36 | 2 | * | 5.8 | | | |

J BAR J NIGHTRIDE 225Z HOOK'S GALILEO 210G
GW TRIPLE CROWN 018C CCR MS GALILEO 1434J
 GW MISS GPRD 359A CCR MS BIG TIMBER 9566G

BRIDLE BIT ECLIPSE E744 TNT E-Z-3 X360
HOOK'S GALILEO 210G CCR MS 9332 E-Z-3 3351A
 HOOK'S EVITA 18E CCR MS APPLE 9332W

| | CE | BW | WW | YW | MCE | MILK | MWW |
|------|------|------|------|-------|------|-------|-------|
| EPD | 19.1 | -4.2 | 86.5 | 138.9 | 12.0 | 22.6 | 65.8 |
| Rank | 3 | 4 | 20 | 15 | 2 | 65 | 35 |
| | STAY | DOC | CW | MARB | REA | \$API | \$TI |
| EPD | 16.2 | 21.1 | 47.2 | 0.76 | 0.98 | 178.5 | 102.5 |
| Rank | 35 | 1 | 15 | 10 | 10 | 3 | 2 |

| | CE | BW | WW | YW | MCE | MILK | MWW |
|------|------|------|------|-------|------|-------|------|
| EPD | 11.0 | 2.4 | 91.0 | 144.5 | 6.7 | 30.0 | 75.4 |
| Rank | 60 | 75 | 15 | 10 | 40 | 10 | 5 |
| | STAY | DOC | CW | MARB | REA | \$API | \$TI |
| EPD | 15.8 | 14.3 | 49.0 | 0.64 | 1.22 | 163.9 | 99.8 |
| Rank | 50 | 20 | 5 | 4 | 4 | 10 | 4 |

Need More Genetic Value?

94% of the bulls in the offering received a G+ logo.



LOT **I65** CCR GALILEO 5135L
 Homo Black II Homo Polled PB SM
 9/2/2023 5135L ASA# 4337858

| COLOR | SC | DISPOSITION | CALVING EASE | FRAME | GGP | G+ | ATM |
|-------|----|-------------|--------------|-------|-----|----|-----|
| Solid | 37 | 1 | ** | 5.5 | | | |

BRIDLE BIT ECLIPSE E744 CCR COWBOY CUT 5048Z
 HOOK'S GALILEO 210G CCR MS 2073 COWBOY 5135C
 HOOK'S EVITA 18E CCR MS E-Z-3 2073Z

| | CE | BW | WW | YW | MCE | MILK | MWW |
|------|------|------|------|-------|------|-------|-------|
| EPD | 11.5 | 1.5 | 80.0 | 123.0 | 9.3 | 27.7 | 67.6 |
| Rank | 50 | 55 | 45 | 35 | 10 | 20 | 25 |
| | STAY | DOC | CW | MARB | REA | \$API | \$TI |
| EPD | 17.7 | 19.1 | 39.2 | 0.99 | 0.86 | 182.8 | 101.7 |
| Rank | 25 | 2 | 20 | 1 | 55 | 2 | 3 |

LOT **I67** CCR JOURNEY 0320L
 Homo Black II Homo Polled 1/2 SM 1/2 AN
 9/23/2023 0320L ASA# 4338294

| COLOR | SC | DISPOSITION | CALVING EASE | FRAME | GGP | G+ | ATM |
|-------|----|-------------|--------------|-------|-----|----|-----|
| Solid | 36 | 1 | **** | 5.8 | | | |

44 BRAGGING RIGHTS 4372 CCR POUNDER 2045F
 HOOK'S JOURNEY 7J CCR MS POUNDER 0320H
 HOOK'S EVITA 18E CCR MS 6482D

| | CE | BW | WW | YW | MCE | MILK | MWW |
|------|------|------|------|-------|------|-------|------|
| EPD | 20.8 | -2.7 | 84.3 | 137.2 | 12.3 | 29.0 | 70.4 |
| Rank | 2 | 15 | 25 | 15 | 2 | 15 | 15 |
| | STAY | DOC | CW | MARB | REA | \$API | \$TI |
| EPD | 19.6 | 13.2 | 45.6 | 0.72 | 0.58 | 181.2 | 98.6 |
| Rank | 10 | 40 | 20 | 10 | 70 | 2 | 4 |

LOT **I66** CCR JOURNEY 0312L
 Homo Black II Polled 3/4 SM 1/4 AN
 9/19/2023 0312L ASA# 4338289

| COLOR | SC | DISPOSITION | CALVING EASE | FRAME | GGP | G+ | ATM |
|-------|----|-------------|--------------|-------|-----|----|-----|
| Solid | 38 | 3 | ** | 5.9 | | | |

44 BRAGGING RIGHTS 4372 CCR COWBOY CUT 5048Z
 HOOK'S JOURNEY 7J CCR MS COWBOY 0312H
 HOOK'S EVITA 18E CCR MS SPARTAN 6448D

| | CE | BW | WW | YW | MCE | MILK | MWW |
|------|------|------|------|-------|------|-------|------|
| EPD | 12.5 | 0.1 | 92.8 | 147.1 | 8.7 | 21.0 | 66.5 |
| Rank | 55 | 50 | 10 | 10 | 25 | 75 | 30 |
| | STAY | DOC | CW | MARB | REA | \$API | \$TI |
| EPD | 15.6 | 12.8 | 47.1 | 0.66 | 0.84 | 158.0 | 97.7 |
| Rank | 40 | 45 | 15 | 15 | 25 | 15 | 5 |

LOT **I68** CCR BOOMER 1499L
 Black II Homo Polled PB SM
 10/1/2023 1499L ASA# 4338525

| COLOR | SC | DISPOSITION | CALVING EASE | FRAME | GGP | G+ | ATM |
|-------|----|-------------|--------------|-------|-----|----|-----|
| Solid | 37 | 1 | *** | 5.6 | | | |

HOOK'S EAGLE 6E ES STATEMENT GZ33
 IR/JLN BOOMER J425 CCR MS STATEMENT 1499J
 KBHR IR/JLN ASTORIA G119 CCR MS XPECTATION 8539F

| | CE | BW | WW | YW | MCE | MILK | MWW |
|------|------|------|------|-------|------|-------|------|
| EPD | 14.0 | -2.3 | 84.5 | 132.6 | 6.8 | 28.0 | 70.2 |
| Rank | 20 | 5 | 30 | 20 | 35 | 15 | 20 |
| | STAY | DOC | CW | MARB | REA | \$API | \$TI |
| EPD | 17.1 | 11.0 | 36.8 | 0.33 | 1.29 | 158.9 | 94.0 |
| Rank | 35 | 60 | 25 | 25 | 2 | 15 | 10 |

LOT **I69** CCR BOOMER 9665L
 Homo Black II Polled 3/4 SM 1/4 AN
 9/12/2023 9665L ASA# 4338170

| COLOR | SC | DISPOSITION | CALVING EASE | FRAME | GGP | G+ | ATM |
|-------|----|-------------|--------------|-------|-----|----|-----|
| Solid | 36 | 1 | **** | 5.5 | | | |

HOOK'S EAGLE 6E CCR PAY WEIGHT 0371D
 IR/JLN BOOMER J425 CCR MS PAYWEIGHT 9665G
 KBHR IR/JLN ASTORIA G119 CCR MS SPARTAN 6534D

| | CE | BW | WW | YW | MCE | MILK | MWW |
|------|------|------|------|-------|------|-------|------|
| EPD | 16.0 | -2.2 | 74.7 | 115.7 | 8.9 | 24.8 | 62.1 |
| Rank | 15 | 20 | 55 | 55 | 20 | 45 | 50 |
| | STAY | DOC | CW | MARB | REA | \$API | \$TI |
| EPD | 12.9 | 17.1 | 32.5 | 0.51 | 1.12 | 145.5 | 87.0 |
| Rank | 70 | 10 | 55 | 30 | 3 | 35 | 30 |





ASA QUICK REFERENCE TO EPDS, INDEXES AND \$VALUES

EXPECTED PROGENY DIFFERENCES (EPDS): EPDs are the most accurate and effective tool available for comparing genetic levels. In using EPDs, the difference between two sires' EPDs represents the unit difference expected in the performance of their progeny. For example, if sires A and B have EPDs of +10 and -5, a 15-unit difference would be expected in their progeny (moving from -5 to +10 yields 15 units). Key to using EPDs is knowing in what units they are expressed. For example, if the above case referred to weaning weight EPDs, sire A would be expected to sire 15 pounds more weaning weight than sire B. If calving ease was the trait, sire A would be expected to sire 15 percent more unassisted births in first-calf heifers; in other words, if sire B sired 30 assists in a group of 100 heifers, we would expect sire A to require 15 assists. A percentile-ranking chart is required to determine where a bull's EPDs rank him relative to other bulls in the breed. For more detailed information about EPDs and \$ indexes, visit www.simmental.org.

Listed below are the units in which ASA EPDs are expressed:

ALL-PURPOSE INDEX (API): Dollars per cow exposed under an all-purpose-sire scenario. (See \$ Indexes for more details.)

BACK FAT (BF): Inches of carcass backfat at 475 days.

BIRTH WEIGHT (BW): Pounds of birth weight.

CALVING EASE (CE): Percent of unassisted births when used on heifers.

CARCASS WEIGHT (CW): Pounds of carcass weight at 475 days.

STAYABILITY (STAY): Percent of daughters remaining in the cow herd at 6 years of age.

DOCILITY (DOC): Percent of offspring receiving a disposition score of 1 (docile).

MATERNAL CALVING EASE (MCE): Percent of unassisted births in first-calving daughters.

MILK (MLK): Pounds of weaning weight due to milk.

MARBLING (MARB): Carcass marbling score at 475 days.

MATERNAL WEANING WEIGHT (MWW): Pounds of weaning weight due to milk and growth.

RIBEYE AREA (REA): Square inches of carcass ribeye at 475 days.

TERMINAL INDEX (TI): Dollars per cow exposed under a terminal-sire scenario. (See TI for more details.)

WEANING WEIGHT (WW): Pounds of weaning weight.

YEARLING WEIGHT (YW): Pounds of yearling weight.

YIELD GRADE (YG): Carcass yield grade score at 475 days.

\$ INDEXES: Though EPDs allow for the comparison of genetic levels for many economically important traits, they only provide pieces of the economic puzzle. This is where \$ indexes come in. Through well-conceived, rigorous mathematical computation, \$ indexes blend EPDs and economics to estimate an animal's overall impact on integrated commercial production. The same technology that led to the dramatic progress in swine, poultry and dairy genetics over the last several decades was used to develop the following \$ indexes:

ALL-PURPOSE INDEX (API): Evaluates sires for use on the entire cow herd (bred to both Angus first-calf heifers and mature cows) with the portion of their daughters required to maintain herd size retained and the remaining heifers and steers put on feed and sold grade and yield.

TERMINAL INDEX (TI): Evaluates sires for use on mature Angus cows with all offspring put on feed and sold grade and yield.

USING API AND TI: First, determine which index to use; if you are keeping replacements use API, if not, use TI. Then, just as with EPDs, zero in on the unit difference between bulls. (As described above, index units are in dollars per cow exposed.) The difference can be used to determine how much a bull is worth compared to another. Put another way, how much you can pay for one bull compared to another. For example, when buying an all-purpose-type sire, you can quickly figure a bull scoring +100 for API is worth an extra \$6,000 over a +50 bull if both are exposed to 30 cows over 4 years ($\$50 \text{ diff.} \times 30 \text{ hd.} \times 4 \text{ yr.} = \$6,000$). A percentile-ranking chart is required to determine where a bull's index value ranks him relative to other bulls in the breed.

For more detailed information about EPDs and \$indexes, visit: www.simmental.org Important disclaimer: DO NOT compare index values of purebreds of different breeds, hybrids of different breed composition or purebreds with hybrids - our system was not developed to make valid comparison among these groups. Therefore, you must first determine the breed and breed composition appropriate for your herd and use index values to compare animals within that population.

Two-Year-Old Bulls

Upon request from customers, we made an effort in providing some really high quality two-year-old bulls to the 2025 sale. These bulls have never been marketed and many are a direct result from our embryo program. The bulls were managed in large pastures and grazed forage all summer before entering back into the feedlot late fall. You will not find a higher quality more genetically potent set than these powerful two-year-old bulls.





CCR 7001 GALILEO 301L Sells as Lot 170.

LOT **170** CCR 7001 GALILEO 301L
 Homo Black II Homo Polled 5/8 SM 3/8 AN
 2/4/2023 301L ASA# 4193724

| COLOR | SC | DISPOSITION | CALVING EASE | FRAME | GGP | G+ | ACE |
|-------|----|-------------|--------------|-------|-----|----|-----|
| Solid | 41 | 1 | **** | 5.7 | | | |

BRIDLE BIT ECLIPSE E744 HOOK'S BLUEPRINT 13B
 HOOK'S GALILEO 210G CCR MS BLUE PRINT 7001E
 HOOK'S EVITA 18E CCR MS 707 COWBOY 4069B

| | CE | BW | WW | YW | MCE | MILK | MWW |
|------|------|------|------|-------|------|-------|------|
| EPD | 19.2 | -3.6 | 75.7 | 118.2 | 12.4 | 35.8 | 73.7 |
| Rank | 3 | 10 | 50 | 50 | 2 | 1 | 10 |
| | STAY | DOC | CW | MARB | REA | \$API | \$TI |
| EPD | 21.4 | 23.0 | 37.8 | 0.83 | 0.74 | 186.7 | 98.1 |
| Rank | 2 | 1 | 35 | 5 | 40 | 2 | 5 |



CCR MS BLUE PRINT 7001E dam of Lot 170.

A herd bull who checks all the boxes. Physically, this lead off two-year-old comes with an immense amount of body, structural soundness and quality. Genetically he will prove to be one of the best heifer bulls in the offering and provides unprecedented carcass and maternal value. He is backed by the wonderful 7001E donor.

TWO-YEAR-OLD BULLS

50K X the Justified donor who is a specimen to look at of foot. He will add power and performance to his progeny.



CCR MS JUSTIFIED 0517H Dam of Lot 171.

CCR 50K 326L Sells as Lot 171.

LOT **171** **CCR 50K 326L**
 Homo Black || Homo Polled 3/4 SM 1/4 AN
 1/17/2023 326L ASA# 4193793

LOT **172** **CCR 0222 WAR PAINT 304L**
 Homo Black || Homo Polled 5/8 SM 3/8 AN
 1/21/2023 304L ASA# 4193785

| COLOR | SC | DISPOSITION | CALVING EASE | FRAME | GGP | G+ |
|-------|----|-------------|--------------|-------|-----|----|
| Solid | 40 | 1 | * | 5.9 | GGP | G+ |

| COLOR | SC | DISPOSITION | CALVING EASE | FRAME | GGP | ATM |
|-------|----|-------------|--------------|-------|-----|-----|
| Solid | 39 | 2 | * | 5.9 | GGP | ATM |

TJ TEARDROP 783F
TJ 50K 485H
 TJ 92C
 KG JUSTIFIED 3023
CCR MS JUSTIFIED 0517H
 CCR MS 9332 E-Z-3 3428A

TJ CHIEF 460G
TJ WAR PAINT 759J
 TJ 2D
 IR OPPORTUNITY D950
CCR MS OPPORTUNITY 0222H
 CCR MS 4015 ELMNT 8731F

| | CE | BW | WW | YW | MCE | MILK | MWW |
|------|------|-----|------|-------|------|-------|------|
| EPD | 10.4 | 3.4 | 79.5 | 114.4 | 5.5 | 28.8 | 68.6 |
| Rank | 80 | 99 | 40 | 60 | 75 | 15 | 20 |
| | STAY | DOC | CW | MARB | REA | \$API | \$TI |
| EPD | 25.5 | 8.8 | 9.2 | 0.28 | 0.54 | 140.7 | 76.0 |
| Rank | 1 | 90 | 99 | 65 | 75 | 40 | 70 |

| | CE | BW | WW | YW | MCE | MILK | MWW |
|------|------|------|-------|-------|------|-------|------|
| EPD | 7.6 | 3.8 | 101.6 | 148.6 | 5.0 | 39.0 | 89.5 |
| Rank | 95 | 99 | 1 | 10 | 80 | 1 | 1 |
| | STAY | DOC | CW | MARB | REA | \$API | \$TI |
| EPD | 17.8 | 17.6 | 52.2 | 0.60 | 0.90 | 147.3 | 97.4 |
| Rank | 20 | 10 | 10 | 20 | 20 | 30 | 5 |



If you like him in his picture, you will like him even more in person. This War Paint son is stout and as good looking as they come. If you want added payweight and pounds here is the bull for you.



CCR 0222 WAR PAINT 304L Sells as Lot 172.

CCR MS OPPORTUNITY 0222H Dam of Lot 172.

TWO-YEAR-OLD BULLS

LOT **CCR 7001 WAR PAINT 321L**
I73 Homo Black II Homo Polled 5/8 SM 3/8 AN
 1/15/2023 321L ASA# 4193739

LOT **CCR 0517 WAR PAINT 341L**
I74 Homo Black II Homo Polled 1/2 SM 1/2 AN
 1/26/2023 341L ASA# 4193760

| COLOR | SC | DISPOSITION | CALVING EASE | FRAME | GGP | G+ |
|-------|----|-------------|--------------|-------|-----|----|
| Solid | 38 | 1 | ** | 5.5 | GGP | G+ |

| COLOR | SC | DISPOSITION | CALVING EASE | FRAME | GGP | G+ |
|-------|----|-------------|--------------|-------|-----|----|
| Solid | 45 | 1 | ** | 5.6 | GGP | G+ |

TJ CHIEF 460G HOOK'S BLUEPRINT 13B
TJ WAR PAINT 759J CCR MS BLUE PRINT 7001E
 TJ 2D CCR MS 707 COWBOY 4069B

TJ CHIEF 460G KG JUSTIFIED 3023
TJ WAR PAINT 759J CCR MS JUSTIFIED 0517H
 TJ 2D CCR MS 9332 E-Z-3 3428A

| | CE | BW | WW | YW | MCE | MILK | MWW |
|------|------|------|------|-------|------|-------|------|
| EPD | 11.6 | 0.6 | 89.7 | 133.8 | 6.4 | 36.1 | 80.8 |
| Rank | 65 | 60 | 10 | 20 | 60 | 1 | 1 |
| | STAY | DOC | CW | MARB | REA | \$API | \$TI |
| EPD | 17.6 | 18.8 | 49.7 | 0.46 | 0.74 | 145.3 | 90.5 |
| Rank | 20 | 3 | 15 | 35 | 40 | 35 | 20 |

| | CE | BW | WW | YW | MCE | MILK | MWW |
|------|------|------|------|-------|------|-------|------|
| EPD | 9.9 | -0.3 | 76.3 | 108.2 | 5.6 | 32.8 | 70.8 |
| Rank | 85 | 45 | 50 | 70 | 75 | 3 | 15 |
| | STAY | DOC | CW | MARB | REA | \$API | \$TI |
| EPD | 20.6 | 11.2 | 31.2 | 0.48 | 0.52 | 145.1 | 82.7 |
| Rank | 3 | 70 | 55 | 35 | 80 | 35 | 45 |

LOT **CCR 0517 WAR PAINT 310L**
I75 Homo Black II Homo Polled 1/2 SM 1/2 AN
 2/9/2023 310L ASA# 4193720

| COLOR | SC | DISPOSITION | CALVING EASE | FRAME | GGP | G+ | ACE |
|-------|----|-------------|--------------|-------|-----|----|-----|
| Solid | 41 | 1 | *** | 5.7 | GGP | G+ | ACE |

TJ CHIEF 460G KG JUSTIFIED 3023
TJ WAR PAINT 759J CCR MS JUSTIFIED 0517H
 TJ 2D CCR MS 9332 E-Z-3 3428A

| | CE | BW | WW | YW | MCE | MILK | MWW |
|------|------|------|------|------|------|-------|------|
| EPD | 10.5 | -1.6 | 70.0 | 95.6 | 6.1 | 32.8 | 67.7 |
| Rank | 80 | 25 | 75 | 90 | 65 | 3 | 25 |
| | STAY | DOC | CW | MARB | REA | \$API | \$TI |
| EPD | 23.5 | 13.7 | 20.7 | 0.52 | 0.54 | 154.0 | 82.1 |
| Rank | 1 | 35 | 85 | 30 | 75 | 20 | 50 |



CCR MS JUSTIFIED 0517H Dam of Lots 174-175.



TWO-YEAR-OLD BULLS



CCR BLACKFOOT 332L Sells as Lot 176.

LOT **176** CCR BLACKFOOT 332L
 Homo Black II Polled 1/2 SM 1/2 AN
 2/5/2023 332L ASA# 4193789

| | | | | | | | |
|-------|----|-------------|--------------|-------|-----|----|-----|
| COLOR | SC | DISPOSITION | CALVING EASE | FRAME | GGP | G+ | ACE |
| Solid | 43 | 1 | **** | 5.6 | | | |

CCR POUNDER 2045F BASIN RAINMAKER 4404
 CCR BLACKFOOT 7098H CCR MS RAINMAKER 9524G
 CCR MS LEUPOLD 7098E CCR MS COWBOY CUT 7563E

| | CE | BW | WW | YW | MCE | MILK | MWW |
|------|------|------|------|-------|------|-------|------|
| EPD | 17.7 | -2.5 | 74.5 | 125.3 | 11.3 | 28.3 | 65.1 |
| Rank | 10 | 15 | 55 | 35 | 4 | 20 | 35 |
| | STAY | DOC | CW | MARB | REA | \$API | \$TI |
| EPD | 21.7 | 20.1 | 45.7 | 0.61 | 0.42 | 171.2 | 89.1 |
| Rank | 2 | 2 | 20 | 20 | 90 | 5 | 25 |



CCR MS RAINMAKER 9524G Dam of Lot 176.

Lot 176 is loaded with herd bull potential. An Ace calving ease sire with a high yearling weight EPD and packed with maternal and carcass traits. A smooth look, tremendous disposition and flawless structure will make lot 176 a sale day favorite. He hails from our great 9524G Rainmaker donor that was featured in our 2024 Production Sale and is now working for Thomas Collier and the Circle Ranch in California.

LOT **CCR BONAFIDE 308L**
I77 Homo Black II Homo Polled 5/8 SM 3/8 AN
 2/11/2023 308L ASA# 4193748

| COLOR | SC | DISPOSITION | CALVING EASE | FRAME | GGP | G+ | ATM |
|-------|----|-------------|--------------|-------|-----|----|-----|
| Solid | 42 | 1 | **** | 5.6 | GGP | G+ | ATM |

KM BROKEN BOW 002 MSR TENACITY 3733A
CCR BONAFIDE 5116F CCR MS TENACITY 6177D
 CCR MS SINGLETARY 2340Z CCR MS SINGLETARY 3009A

| | CE | BW | WW | YW | MCE | MILK | MWW |
|------|------|------|------|------|------|-------|------|
| EPD | 19.7 | -4.8 | 63.8 | 89.9 | 12.2 | 31.9 | 64.0 |
| Rank | 3 | 3 | 90 | 95 | 2 | 5 | 40 |
| | STAY | DOC | CW | MARB | REA | \$API | \$TI |
| EPD | 20.5 | 19.7 | 24.2 | 0.52 | 0.54 | 163.7 | 83.4 |
| Rank | 4 | 2 | 80 | 30 | 75 | 10 | 45 |



LOT **CCR 7001 COCHISE 317L**
I78 Homo Black II Homo Polled 5/8 SM 3/8 AN
 2/12/2023 317L ASA# 4193766

| COLOR | SC | DISPOSITION | CALVING EASE | FRAME | GGP | G+ |
|-------|----|-------------|--------------|-------|-----|----|
| Solid | 43 | 2 | **** | 5.5 | GGP | G+ |

CCR POUNDER 2045F HOOK'S BLUEPRINT 13B
CCR COCHISE 4142H CCR MS BLUE PRINT 7001E
 CCR MS CATALYST 4142B CCR MS 707 COWBOY 4069B

| | CE | BW | WW | YW | MCE | MILK | MWW |
|------|------|------|------|-------|------|-------|------|
| EPD | 17.6 | -3.1 | 70.9 | 113.9 | 9.9 | 31.0 | 66.5 |
| Rank | 10 | 10 | 70 | 60 | 15 | 10 | 30 |
| | STAY | DOC | CW | MARB | REA | \$API | \$TI |
| EPD | 24.2 | 15.7 | 34.0 | 0.52 | 0.57 | 170.7 | 86.1 |
| Rank | 1 | 15 | 50 | 30 | 70 | 5 | 35 |

LOT **CCR WACO 324L**
I79 Homo Black II Homo Polled 3/4 SM 1/4 AN
 1/9/2023 324L ASA# 4193797

| COLOR | SC | DISPOSITION | CALVING EASE | FRAME | GGP | G+ |
|-------|----|-------------|--------------|-------|-----|----|
| Solid | 39 | 2 | **** | 5.5 | GGP | G+ |

CCR ABILENE 6018C HOOK'S FRONTLINE 40F
CCR WACO 4142G CCR MS 4042 FRONT 0337H
 CCR MS CATALYST 4142B CCR MS COWBOY 4042B

| | CE | BW | WW | YW | MCE | MILK | MWW |
|------|------|------|------|-------|------|-------|------|
| EPD | 16.2 | -1.8 | 74.5 | 105.3 | 10.4 | 25.5 | 62.6 |
| Rank | 15 | 20 | 55 | 75 | 10 | 40 | 50 |
| | STAY | DOC | CW | MARB | REA | \$API | \$TI |
| EPD | 13.4 | 16.2 | 30.8 | 0.67 | 0.72 | 152.2 | 89.2 |
| Rank | 65 | 15 | 60 | 15 | 45 | 25 | 25 |

LOT **CCR BIG HORN 340L**
I80 Homo Black II Homo Polled 3/4 SM 1/4 AN
 2/3/2023 340L ASA# 4193779

| COLOR | SC | DISPOSITION | CALVING EASE | FRAME | GGP | G+ |
|-------|----|-------------|--------------|-------|-----|----|
| Solid | 36 | 1 | **** | 5.5 | GGP | G+ |

GW BREAKTHRU 045C CCR COWBOY CUT 5048Z
GW BIG HORN 491J CCR MS COWBOY 8044F
 GW MISS DUE NORTH 734E CCR MS 2075 RANGE 5102C

| | CE | BW | WW | YW | MCE | MILK | MWW |
|------|------|------|------|-------|------|-------|-------|
| EPD | 19.3 | -2.6 | 81.2 | 118.6 | 11.3 | 22.4 | 63.0 |
| Rank | 3 | 15 | 30 | 50 | 4 | 65 | 45 |
| | STAY | DOC | CW | MARB | REA | \$API | \$TI |
| EPD | 17.7 | 17.8 | 21.1 | 0.89 | 0.56 | 181.9 | 100.0 |
| Rank | 20 | 5 | 85 | 3 | 75 | 2 | 3 |

TW

LOT **CCR BIG JOHN 318L**
I81 Homo Black II Polled 5/8 SM 3/8 AN
 2/5/2023 318L ASA# 4193774

| COLOR | SC | DISPOSITION | CALVING EASE | FRAME | GGP | G+ | ATM |
|-------|----|-------------|--------------|-------|-----|----|-----|
| Solid | 40 | 1 | ** | 5.6 | GGP | G+ | ATM |

KBHR HIGH ROAD E283 CCR GRADUATE 8012C
IR HIGH ROAD G269 CCR MS GRAD 8012 7532E
 IR MS GENEVA C552 CCR MS PAYWEIGHT 5494C

| | CE | BW | WW | YW | MCE | MILK | MWW |
|------|------|------|------|-------|------|-------|------|
| EPD | 11.7 | -1.1 | 74.6 | 123.8 | 7.7 | 28.3 | 65.5 |
| Rank | 65 | 30 | 55 | 40 | 40 | 20 | 35 |
| | STAY | DOC | CW | MARB | REA | \$API | \$TI |
| EPD | 18.1 | 13.9 | 43.2 | 0.59 | 1.02 | 154.1 | 87.6 |
| Rank | 15 | 30 | 25 | 20 | 10 | 20 | 30 |

LOT **CCR 0487 BOLD RULER 312L**
I82 Homo Black II Homo Polled 3/4 SM 1/4 AN
 1/26/2023 312L ASA# 4193746

| COLOR | SC | DISPOSITION | CALVING EASE | FRAME | GGP | G+ |
|-------|----|-------------|--------------|-------|-----|----|
| Solid | 38 | 2 | **** | 5.5 | GGP | G+ |

WS PROCLAMATION E202 LRS ICONIC 303C
KBHR BOLD RULER H152 CCR MS 4015 ICONIC 0487H
 BAR CK MS X38 106Z CCR MS 8012 COWBOY 4015B

| | CE | BW | WW | YW | MCE | MILK | MWW |
|------|------|------|------|-------|------|-------|------|
| EPD | 16.1 | -0.9 | 69.6 | 114.7 | 9.1 | 21.0 | 55.7 |
| Rank | 15 | 35 | 75 | 55 | 20 | 75 | 80 |
| | STAY | DOC | CW | MARB | REA | \$API | \$TI |
| EPD | 22.2 | 20.0 | 30.9 | 0.71 | 0.24 | 170.6 | 86.0 |
| Rank | 1 | 2 | 60 | 10 | 99 | 5 | 35 |

ET

LOT **CCR 7130 HONOR 320L**
I83 Homo Black II Homo Polled PB SM
 1/19/2023 320L ASA# 4193761

| COLOR | SC | DISPOSITION | CALVING EASE | FRAME | GGP | G+ | ATM |
|-------|----|-------------|--------------|-------|-----|----|-----|
| Solid | 41 | 1 | ** | 5.9 | GGP | G+ | ATM |

HOOK'S BEACON 56B HOOK'S BLUEPRINT 13B
KBHR HONOR H060 CCR MS BLUEPRINT 7130E
 WS MISS SUGAR C4 CCR MS COWBOY 4029B

| | CE | BW | WW | YW | MCE | MILK | MWW |
|------|------|------|------|-------|------|-------|------|
| EPD | 11.7 | 0.7 | 80.1 | 121.9 | 8.2 | 33.6 | 73.6 |
| Rank | 50 | 40 | 40 | 40 | 20 | 2 | 10 |
| | STAY | DOC | CW | MARB | REA | \$API | \$TI |
| EPD | 18.0 | 15.3 | 41.4 | 0.54 | 0.87 | 160.6 | 92.3 |
| Rank | 25 | 15 | 15 | 10 | 50 | 15 | 15 |

ET

ELITE DONOR



CCR MS GALILEO 2649K Sells as Lot 184.

Sells open and ready to flush in her entirety, with calf at side.

Here is the opportunity to source one of the best young donors from our embryo program. This beautiful Galileo daughter combines phenotype and genotype to the highest degree and sells with a fancy Bridle Bit Blackout heifer calf at side. She sells open and ready to enter the buyers own embryo program this spring. We feel this female will serve as a cornerstone piece to any program and we are immensely excited about the future of this incredible female. She stems from one of the best cow families ever at Cow Camp going back to the ageless 2073Z donor. No other cow family has consistently transmitted udder, foot quality and phenotype and 2649K is another in a long line of brood cows. Flush sisters to 5051C, the dam of Ms Galileo have produced AI sires CCR Bedrock 5171J, CCR Commander 5135C and CCR Kiowa 5065H. In her own right, 5051C is the granddam of lots 16 and 21, two highlight True Grit sons. Don't miss this wonderful opportunity to tap into some of the best genetics we have to offer at Cow Camp.



LOT 184 CCR MS GALILEO 2649K
 Homo Black II Homo Polled PB SM
 9/14/2022 2649K ASA# 4192967

ØGGP



CCR MS 2073 COWBOY 5171C Full sister to the dam of Lot 184.

BRIDLE BIT ECLIPSE E744 CCR COWBOY CUT 5048Z
HOOK'S GALILEO 210G CCR 2073 COWBOY 5051C
 HOOK'S EVITA 18E CCR MS E-Z-3 2073Z

| | CE | BW | WW | YW | MCE | MILK | MWW |
|------|------|------|------|-------|------|-------|-------|
| EPD | 13.2 | 1.7 | 89.7 | 134.3 | 9.0 | 29.9 | 74.7 |
| Rank | 30 | 60 | 15 | 20 | 10 | 10 | 10 |
| | STAY | DOC | CW | MARB | REA | \$API | \$TI |
| EPD | 17.0 | 18.4 | 40.5 | 1.05 | 0.42 | 188.6 | 108.1 |
| Rank | 35 | 2 | 15 | 1 | 99 | 1 | 1 |

ET

LOT 184A CCR MS BLACKOUT 4001M
 Homo Black II Homo Polled 3/4 SM 1/2 AN
 9/7/2024 4001M ASA# 4447656

ØGGP



BRIDLE BIT BLACKOUT K249 Sire of Lot 184A.

BRIDLE BIT ECLIPSE E744 HOOK'S GALILEO 210G
BRIDLE BIT BLACKOUT K249 CCR MS GALILEO 2649K
 BRIDLE BIT MISS F8111 CCR 2073 COWBOY 5051C

| | CE | BW | WW | YW | MCE | MILK | MWW |
|------|------|------|------|-------|------|-------|------|
| EPD | 15.8 | -0.8 | 85.2 | 127.1 | 9.4 | 29.6 | 72.1 |
| Rank | 20 | 35 | 20 | 30 | 15 | 15 | 10 |
| | STAY | DOC | CW | MARB | REA | \$API | \$TI |
| EPD | 18.0 | 16.8 | 35.6 | 0.77 | 0.52 | 169.6 | 97.5 |
| Rank | 20 | 10 | 45 | 10 | 80 | 10 | 5 |



CCR COMMANDER 5135F
 Dam is full sib to dam of lot 184.



CCR BEDROCK 517J
 Dam is full sib to dam of lot 184.



CCR KIOWA 5065H
 Dam is full sib to dam of lot 184.



3553 Upland Road
Lost Springs, KS 66859

Presorted
First Class
US Postage
PAID
SlateGroup

Cow Camp Ranch SPRING BULL SALE

Saturday
1:00 PM CT *January 18* 2025
Lost Springs, KS

